



24" INDOOR/OUTDOOR WARMING DRAWER

OWD24



AVAILABLE MODELS

OWD24 24" Indoor/Outdoor Warming Drawer, Panel-Ready



Electronic Control Panel

GENERAL PROPERTIES

FINISH

PANEL-READY

TECHNICAL INFORMATION

ELECTRICAL REQUIREMENTS

120V/60HZ

TOTAL CONNECTED LOAD

120V/60HZ/15A

TOTAL AMPS

4 AMPS

UTILITY LOCATIONS

RIGHT REAR ADJACENT CABINET
OR BELOW INSTALLATION AREA

PRODUCT DIMENSIONS

APPLIANCE DIMENSIONS (W X H X D) (IN.)

22 1/2" X 11 7/8" X 26"

CUT OUT DIMENSIONS (W X D) (IN.)

22 5/8" X 20 1/8"

DRAWER CAPACITY

1.33 CU. FT.

OPTIONAL ACCESSORIES

AWFP24SCH

Silver Stainless Steel Panel, Chrome

FEATURES & BENEFITS

- Electronic Control Panel.
- Four Temperature Levels—Proof, Low, Medium and High (100-200°). Temperature will automatically set to the last temperature setting used when the drawer is turned on.
- Four Timer Settings—1, 2, 3 & 4 hours plus an infinite time mode which keeps the warming drawer on until you turn it off.
- The Infinite mode is very useful when you need the warming drawer on for extended periods of time like during parties and events or for use during the Sabbath.
- Blue LED Indicator lights.
- Large Capacity.
- 50 pound weight limit.
- Quick to heat with 500 watt heating element.
- Approved for installation under Dacor wall ovens, microwaves, cooktops and in under counter applications.

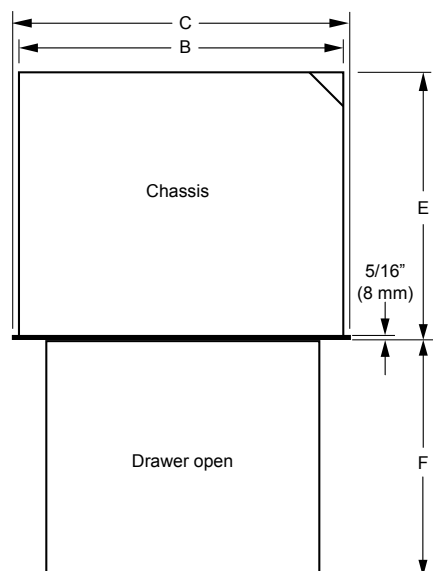


24" INDOOR/OUTDOOR WARMING DRAWER

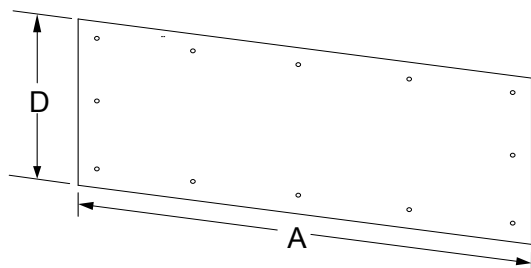
INDOOR/OUTDOOR UNITS DIMENSIONS

MODEL	A	B	C	D	E	F	G
OWD24	22 1/2"	22 1/2"	22 1/2"	11 7/8"	20"	18"	11 7/8"

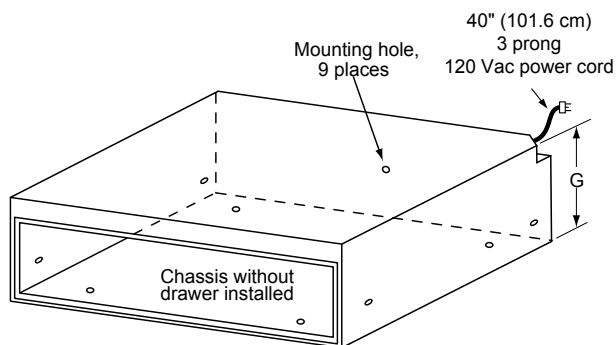
Overall Dimensions—IWD/OWD (top view)



Drawer Face Dimensions—IWD/OWD



Chassis Dimensions—IWD/OWD



- all specifications and information subject to change. please visit www.dacor.com for the most current product details and install information

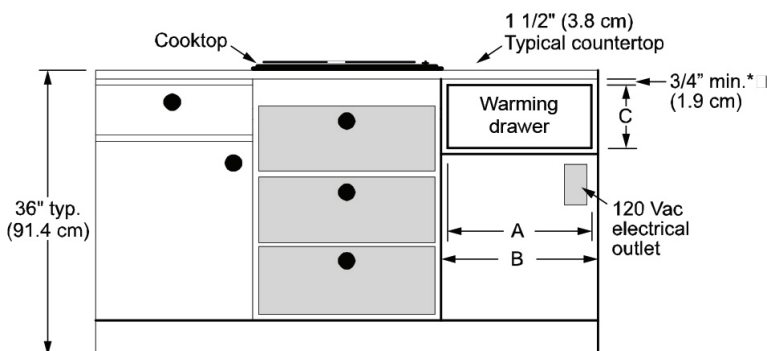
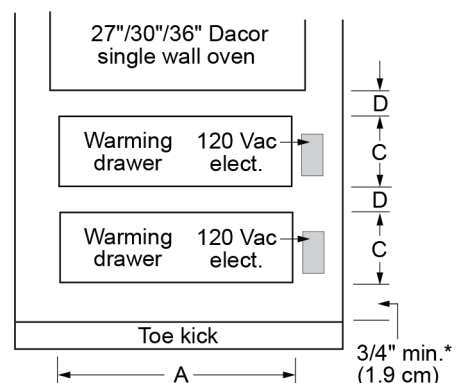
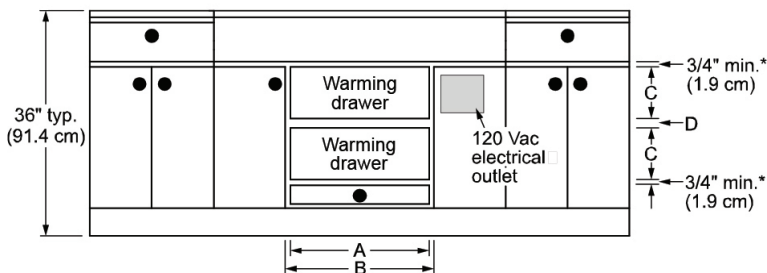
-Warranty: Limited , parts and labor for one year

INDOOR/OUTDOOR UNITS DIMENSIONS

MODEL	A	B	C	D	CUT OUT MIN.
OWD24	22 5/8"	24" ***	9 1/8"	N/A	20 1/8"

OWD24 with optional factory front-panel kit only; minimum spacing shown to avoid scraping; gap above and below cutout is 3/4" min. (See ** above for OW24 with custom front panel); *OWD24 cannot be installed above/below/adjacent to any model wall oven or warming drawer.

CUTOUT DIMENSIONS



HANDLE DIMENSIONS

