

WA45H7000AP

Samsung Top-Load Washer

4.5 cu. ft. Capacity DOE

Features

- Vibration Reduction Technology
- Self Clean
- Diamond Drum Design
- 800 RPM Maximum Spin Speed
- Stainless Steel Pulsator
- Direct Drive Motor
- 9 Preset Wash Cycles
- 6 Options
- Easy-to-read, Distinctive Ice Blue LED Display
- Energy Star
- 9 Wash Cycles
- 6 Options
- 5 Temperature Settings

Convenience

- Child Lock
- Delay End – Up to 19 Hours
- 4 Spin Settings
- 3 Soil Settings
- Dispenser Trays: Main Wash, Softener, Bleach



ENERGY STAR® rated:


IMEF = 2.06

IWF = 3.8

131 kWh/yr



Self Clean



Vibration Reduction Technology

Available Color



Platinum



White

Signature Features

VIBRATION REDUCTION TECHNOLOGY

- Reduce noise and vibration thanks to sensors that keep heavy loads balanced and quiet even at high speeds.

4.5 CU. FT. CAPACITY

- Do fewer loads to get more laundry done in less time.

SELF CLEAN

- Keeps your laundry drum fresh and odor-free.

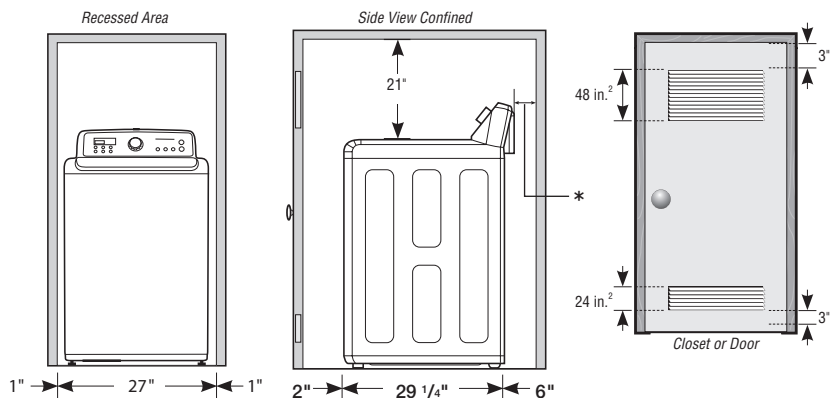
SAMSUNG

WA45H7000AP

Samsung Top-Load Washer

Installing Your Washer

Alcove or closet installation



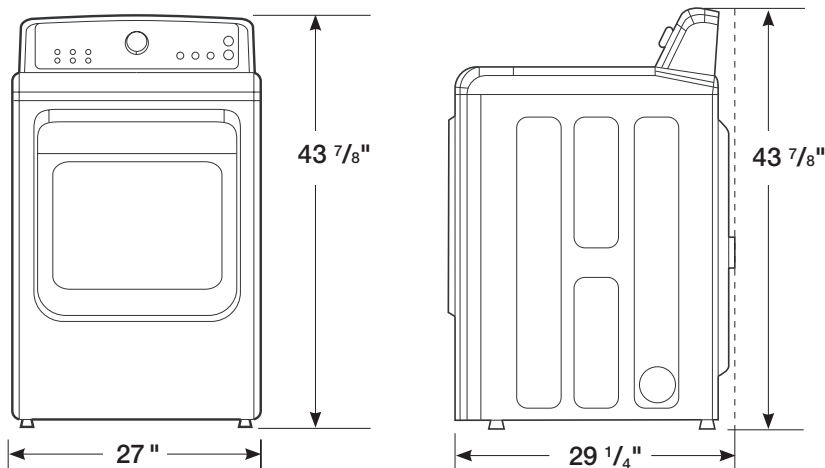
Minimum clearances for closets and alcoves:

- Sides – 1"
- Top – 21"
- Rear – 6"
- Closet front – 2"

If the washer and dryer are installed together, the closet front must have at least a 72 in² (465 cm²) unobstructed air opening. Your washer alone does not require a specific air opening.

* External exhaust elbow requires additional space.

Dimensions



4.5 cu. ft. Capacity DOE

9 Preset Wash Cycles:

Normal, Water Proof, Heavy Duty, Permanent Press, Bedding, Delicates/Hand Wash, Quick Wash, Rinse and Spin, Spin Only

6 Options:

Self Clean, Delay End – Up to 19 Hours, Pre Soak, Extra Rinse, Sound On/Off, Child Lock

5 Temperature Settings:

Hot, Warm, Eco Warm, Cold, Tap Cold

4 Spin Settings:

High, Medium, Low, No Spin

3 Soil Settings:

Heavy, Normal, Light

2 Signal Level Settings:

On/Off

Warranty

- One (1) Year Parts and Labor
- One (1) Year Control Board
- Three (3) Years Stainless Steel Drum
- Ten (10) Years Direct Drive Motor

Product Dimensions & Weight (WxHxD)

Dimensions: 27" x 43⁷/₈" x 29¹/₄"

Weight: 126 lbs

Shipping Dimensions & Weight (WxHxD)

Dimensions: 29¹/₂" x 46¹/₂" x 31"

Weight: 137 lbs

Colors	Model #	UPC Code
Platinum	WA45H7000AP	887276194776
White	WA45H7000AW	887276194783

Matching Dryer (Electric/Gas)

Platinum	DV45H7000EP	887276157627
Platinum	DV45H7000GP	887276157634
White	DV45H7000EW	887276963877
White	DV45H7000GW	887276963891

SAMSUNG

Actual color may vary. Design, specifications, and color availability are subject to change without notice. Non-metric weights and measurements are approximate.

©2016 Samsung Electronics America, Inc. 85 Challenger Road, Ridgefield Park, NJ 07660. Tel: 800-SAMSUNG, samsung.com. Samsung is a registered trademark of Samsung Electronics Co. Ltd.