

SAMSUNG

# The new normal is now.

Houses that manage the home.  
Refrigerators that do the grocery shopping. Washers that do two loads at once. And one app to control them all.

At Samsung, we're not predicting the future. We're creating it with practical innovation that turns heads and profits. It's all part of what's made Samsung **America's #1 home appliance brand** and the fastest growing appliance brand among builders.



# Overview

## ○ Built-In Cooking

Wall Ovens  
Cooktops

## ○ Ranges

Slide-In  
Freestanding

## ○ Microwaves

Over-the-Range  
Countertop

## ○ Ventilation

## ○ Dishwashers

## ○ Refrigerators

## ○ Laundry

Front Load  
Top Load

## ○ Vacuums

## ○ Chef Collection

Wall Ovens  
Pro Ranges  
Cooktops  
Ventilation  
Dishwashers  
Refrigerators







SAMSUNG

12:45 PM  
Sat 10th September 10



Kids!  
Take them out.

Back to school!  
Remember!  
Sign this.

I LOVE MOM!



Sweetest Mommy!  
Love you!





SAMSUNG



## NQ70M7770D

30" Microwave Combination Wall Oven

### Available Colors



Fingerprint  
Resistant Black  
Stainless Steel  
NQ70M7770DG/AA



Stainless Steel  
NQ70M7770DS/AA

### 1.9/5.1 cu. ft. Capacity

The largest-capacity microwave combination wall oven among leading brands.\*

### Flex Duo™

Cooks two dishes at different temperatures simultaneously with the Smart Divider.

### Steam Cook (Oven)

Delivers moisture at precise times for a crisp, browned outside and tender inside.

### Speed Cook (Microwave)

Cook food faster and more evenly by using true convection.

### Digital-Analog Controls

A combination of analog knobs and a digital touchscreen.

\*Based on 2016 unit sales among brands with over 90% market share of major kitchen appliances (TraQline)



## NQ70M6650D

30" Microwave Combination Wall Oven

### Available Colors



Fingerprint  
Resistant Black  
Stainless Steel  
NQ70M6650DG/AA



Stainless Steel  
NQ70M6650DS/AA

### 1.9/5.1 cu. ft. Capacity

The largest-capacity microwave combination wall oven among leading brands.\*

### Steam Cook (Oven)

Delivers moisture at precise times for a crisp, browned outside and tender inside.

### Dual Convection (Oven)

Circulates air for faster, more even cooking using true convection.

### Speed Cook (Microwave)

Cook food faster and more evenly by using power convection.

### Guiding Light Controls

Intuitive, with simple, step-by-step instructions for choosing cooking options.

\*Based on 2016 unit sales among brands with over 90% market share of major kitchen appliances (TraQline)





# NQ70R5511D

30" Microwave Combination Wall Oven



### Available Colors



Fingerprint  
Resistant Black  
Stainless Steel



Stainless Steel  
NQ70R5511DS/AA

NQ70R5511DG/AA

### 1.9/5.1 cu. ft. Capacity

The largest-capacity microwave combination oven with an integrated design that can accommodate a roast, multiple casserole dishes, or two full racks of cookies and microwave at the same time.\*

### Digital Touch Controls

Touch Controls offer an integrated and premium design that is easy to clean.

### Blue Ceramic Interior

Blue Ceramic enamel interior offers a premium look and feel.

### 10 Power Levels

The powerful microwave has 10 different power levels to cook a variety of foods.

### Halogen Lighting

Offers a clear and bright interior, minimizing the need to open the door to check progress.

\* Based on combined capacity of oven and microwave.



# NV51K7770D

30" Double Wall Oven



### Available Colors



Fingerprint  
Resistant Black  
Stainless Steel



Stainless Steel  
NV51K7770DS/AA

NV51K7770DG/AA

### 5.1/5.1 cu. ft. Capacity

Accommodates a roast, multiple casserole dishes or several racks of cookies.

### Flex Duo™

Cook three dishes at different temperatures simultaneously with the Smart Divider.

### Steam Cook

Delivers moisture at precise times for a crisp, browned outside and tender inside.

### Dual Convection

Circulates air for more even and efficient cooking results.

### Digital-Analog Controls

A combination of analog knobs and a digital touchscreen.





# NV51K6650D

30" Double Wall Oven

### Available Colors



Fingerprint  
Resistant Black  
Stainless Steel  
NV51K6650DG/AA



Stainless Steel  
NV51K6650DS/AA

### 5.1/5.1 cu. ft. Capacity

Accommodates a roast, multiple casserole dishes or several racks of cookies.

### Steam Cook

Delivers moisture at precise times for a crisp, browned outside and tender inside.

### Dual Convection

Two fans circulate air for faster, more even and efficient cooking.

### Guiding Light Controls

Intuitive, with simple step-by-step instructions for choosing cooking options.

### Wi-Fi Connectivity

Remotely monitor and control the oven from your smartphone.



# NV51K7770S

30" Single Wall Oven

### Available Colors



Fingerprint  
Resistant Black  
Stainless Steel  
NV51K7770SG/AA



Stainless Steel  
NV51K7770SS/AA

### 5.1 cu. ft. Capacity

Accommodates a roast, multiple casserole dishes or several racks of cookies.

### Flex Duo™

Cook two dishes at different temperatures simultaneously with the Smart Divider.

### Steam Cook

Delivers moisture at precise times for a crisp, browned outside and tender inside.

### Dual Convection

Circulates air for more even and efficient cooking results.

### Digital-Analog Controls

A combination of analog knobs and a digital touchscreen.





# NV51R5511D

30" Double Wall Oven

## Available Colors



Fingerprint Resistant Black Stainless Steel  
NV51R5511DG/AA



Stainless Steel  
NV51R5511DS/AA

### 5.1/5.1 cu. ft. Capacity

Accommodates a roast, multiple casserole dishes, or two full racks of cookies.

### Digital Touch Controls

Touch Controls offer an integrated and premium design that is easy to clean.

### Blue Ceramic Interior

Blue Ceramic enamel interior offers a premium look and feel.

### Heavy Duty Racks

Heavy duty professional style racks that are sturdy and durable.

### Hidden Heating Element

Makes cleaning your oven easy.



# NV51K6650S

30" Single Wall Oven

## Available Colors



Fingerprint Resistant Black Stainless Steel  
NV51K6650SG/AA



Stainless Steel  
NV51K6650SS/AA

### 5.1 cu. ft. Capacity

Accommodates a roast, multiple casserole dishes or several racks of cookies.

### Steam Cook

Delivers moisture at precise times for a crisp, browned outside and tender inside.

### Dual Convection

Two fans circulate air for faster, more even and efficient cooking.

### Guiding Light Controls

Intuitive, with simple step-by-step instructions for choosing cooking options.

### Wi-Fi Connectivity

Remotely monitor and control the oven from your smartphone.



# NV51R5511S

## 30" Single Wall Oven



### Available Colors



Fingerprint  
Resistant Black  
Stainless Steel  
NV51R5511SG/AA



Stainless Steel  
NV51R5511SS/AA

### 5.1 cu. ft. Capacity

Accommodates a roast, multiple casserole dishes, or two full racks of cookies.

### Digital Touch Controls

Touch Controls offer an integrated and premium design that is easy to clean.

### Blue Ceramic Interior

Blue Ceramic enamel interior offers a premium look and feel.

### Heavy Duty Racks

Heavy duty professional style racks that are sturdy and durable.

### Hidden Heating Element

Makes cleaning your oven easy.





## NZ36K7880

36" Induction Cooktop



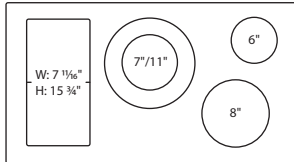
### Available Colors



Fingerprint Resistant Black Stainless Steel  
NZ36K7880UG/AA



Stainless Steel  
NZ36K7880US/AA



### Virtual Flame™ Technology

LED surface lights shine onto pans to give the visual of gas cooking with the precision of induction.

### Flex Zone

Large cooking area designed to adapt to different pot shapes and sizes for optimal flexibility.

### Power Boost

Focused heat increases intensity on any element for faster boiling times.

### Digital-Analog Controls

The ultimate interface; choose between a removable magnetic analog knob or digital touch controls.

### Wi-Fi Connectivity

Remotely monitor the cooktop from your smartphone.

## NZ30K7880

30" Induction Cooktop



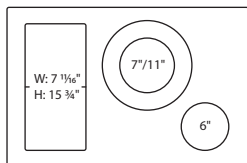
### Available Colors



Fingerprint Resistant Black Stainless Steel  
NZ30K7880UG/AA



Stainless Steel  
NZ30K7880US/AA



### Virtual Flame™ Technology

LED surface lights shine onto pans to give the visual of gas cooking with the precision of induction.

### Flex Zone

Large cooking area designed to adapt to different pot shapes and sizes for optimal flexibility.

### Power Boost

Focused heat increases intensity on any element for faster boiling times.

### Digital-Analog Controls

The ultimate interface; choose between a removable magnetic analog knob or digital touch controls.

### Wi-Fi Connectivity

Remotely monitor the cooktop from your smartphone.

## NZ36K7570

36" Electric Cooktop



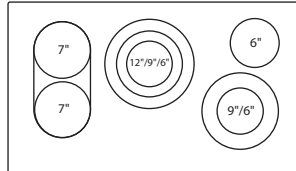
### Available Colors



Fingerprint Resistant Black Stainless Steel  
NZ36K7570RG/AA



Stainless Steel  
NZ36K7570RS/AA



### Rapid Boil™

Up to 3.3 kW power element offers intense heat and precise control to quickly boil water or maintain a low, even simmer.

### Digital-Analog Controls

The ultimate interface; choose between a removable magnetic analog knob or digital touch controls.

### Sync Control Elements

Control two elements at the same time when using a large pot or griddle across two elements.

### Bluetooth® Connected to Hood

Cooktop can sync to the hood so that you can automatically start the fans and lights when the elements turn on.

### Wi-Fi Connectivity

Remotely monitor the cooktop from your smartphone.

## NZ30K7570

30" Electric Cooktop



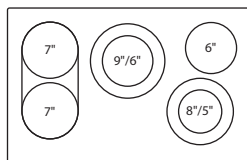
### Available Colors



Fingerprint Resistant Black Stainless Steel  
NZ30K7570RG/AA



Stainless Steel  
NZ30K7570RS/AA



### Rapid Boil™

Up to 3.3 kW power element offers intense heat and precise control to quickly boil water or maintain a low, even simmer.

### Digital-Analog Controls

The ultimate interface; choose between a removable magnetic analog knob or digital touch controls.

### Sync Control Elements

Control two elements at the same time when using a large pot or griddle across two elements.

### Bluetooth® Connected to Hood

Cooktop can sync to the hood so that you can automatically start the fans and lights when the elements turn on.

### Wi-Fi Connectivity

Remotely monitor the cooktop from your smartphone.



# NZ36K6430

## 36" Electric Cooktop



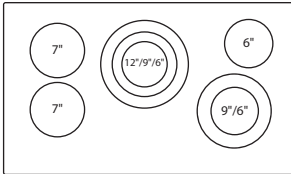
### Available Colors



Fingerprint Resistant Black Stainless Steel  
NZ36K6430RG/AA



Stainless Steel  
NZ36K6430RS/AA



### Rapid Boil™

Up to 3.3 kW power element offers intense heat and precise control to quickly boil water or maintain a low, even simmer.

### Flexible Cooktop

Whether you're boiling water, melting chocolate or simmering sauce, there's an element for your needs.

### Blue LED Illuminated Knobs

Visually lets you know your cooktop is on, even from a distance.

### Hot Surface Indicator Lights

Indicator light lets you know the surface is hot.

### Wi-Fi Connectivity

Remotely monitor the cooktop from your smartphone.

# NZ30K6330

## 30" Electric Cooktop



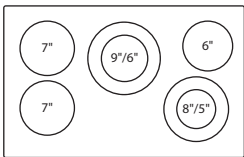
### Available Colors



Fingerprint Resistant Black Stainless Steel  
NZ30K6330RG/AA



Stainless Steel  
NZ30K6330RS/AA



### Rapid Boil™

Up to 3.3 kW power element offers intense heat and precise control to quickly boil water or maintain a low, even simmer.

### Flexible Cooktop

Whether you're boiling water, melting chocolate or simmering sauce, there's an element for your needs.

### Blue LED Illuminated Knobs

Visually lets you know your cooktop is on, even from a distance.

### Hot Surface Indicator Lights

Indicator light lets you know the surface is hot.

### Wi-Fi Connectivity

Remotely monitor the cooktop from your smartphone.

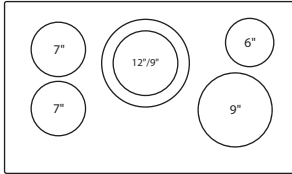
# NZ36R5330R

36" Electric Cooktop

Available Colors



Black  
NZ30R5330RK/AA



### Flexible Cooktop

Whether you're boiling water, melting chocolate or simmering sauce, there's an element for your needs.

### Front Controls

Front controls are easy to reach.

### Hot Surface Indicator Lights

Indicator light lets you know the surface is hot.

### Easy to Clean

Smooth glass ceramic surface and dishwasher safe knobs make cleaning easy.


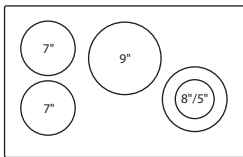
# NZ30R5330R

30" Electric Cooktop

Available Colors



Black  
NZ30R5330RK/AA



### Flexible Cooktop

Whether you're boiling water, melting chocolate or simmering sauce, there's an element for your needs.

### Front Controls

Front Controls are easy to reach.

### Hot Surface Indicator Lights

Indicator light lets you know the surface is hot.

### Easy to Clean

Smooth glass ceramic surface and dishwasher safe knobs make cleaning easy.



# NA36N7755

36" Gas Cooktop



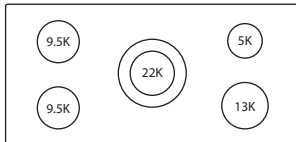
### Available Colors



Fingerprint Resistant Black  
Stainless Steel  
NA36N7755TG/AA



Stainless Steel  
NA36N7755TS/AA



### 22K BTU True Dual-Power Burner

Two independent heating burners offer intense heat and precise control to quickly boil water or reduce to a low simmer.

### Cast Iron Griddle

Cook breakfast, grill sandwiches or sauté vegetables on the removable griddle.

### Analog Controls with Digital Wi-Fi and Bluetooth® Technology

The ultimate combination of analog comfort and digital technology delivers exceptional cooking performance.

### Blue LED Illuminated Knobs

Visually lets you know if the cooktop is on, even from a distance.

### Wi-Fi Connectivity

Remotely monitor the cooktop from your smartphone.

# NA30N7755

30" Gas Cooktop



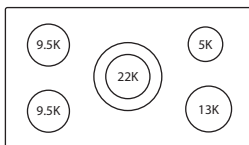
### Available Colors



Fingerprint Resistant Black  
Stainless Steel  
NA30N7755TG/AA



Stainless Steel  
NA30N7755TS/AA



### 22K BTU True Dual-Power Burner

Two independent heating burners offer intense heat and precise control to quickly boil water or reduce to a low simmer.

### Cast Iron Griddle

Cook breakfast, grill sandwiches or sauté vegetables on the removable griddle.

### Analog Controls with Digital Wi-Fi and Bluetooth® Technology

The ultimate combination of analog comfort and digital technology delivers exceptional cooking performance.

### Blue LED Illuminated Knobs

Visually lets you know if the cooktop is on, even from a distance.

### Wi-Fi Connectivity

Remotely monitor the cooktop from your smartphone.

# NA36N6555

## 36" Gas Cooktop



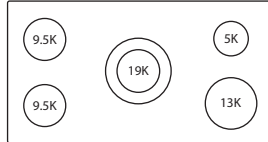
### Available Colors



Fingerprint Resistant Black Stainless Steel  
NA36N6555TG/AA



Stainless Steel  
NA36N6555TS/AA



### 19K BTU Power Burner

Powerful burner boils water faster.

### Flexible Cooktop

Five powerful burners have the flexibility to accommodate a number of dishes at once.

### Griddle

Cook breakfast, grill sandwiches or sauté vegetables on the griddle.

### Blue LED Illuminated Knobs

Visually lets you know if the cooktop is on, even from a distance.

### Wi-Fi Connectivity

Remotely monitor the cooktop from your smartphone.

# NA30N6555

## 30" Gas Cooktop



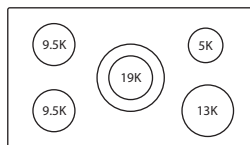
### Available Colors



Fingerprint Resistant Black Stainless Steel  
NA30N6555TG/AA



Stainless Steel  
NA30N6555TS/AA



### 19K BTU Power Burner

Powerful burner boils water faster.

### Flexible Cooktop

Five powerful burners have the flexibility to accommodate a number of dishes at once.

### Griddle

Cook breakfast, grill sandwiches or sauté vegetables on the griddle.

### Blue LED Illuminated Knobs

Visually lets you know if the cooktop is on, even from a distance.

### Wi-Fi Connectivity

Remotely monitor the cooktop from your smartphone.

# NA36R5310F

36" Gas Cooktop

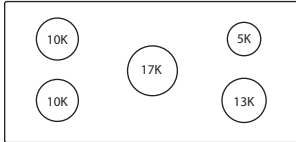
### Available Colors



Fingerprint Resistant Black Stainless Steel  
NA36R5310FG/AA



Stainless Steel  
NA36R5310FS/AA



### Flexible Cooktop

Powerful burners have the flexibility to accommodate a number of dishes at once.

### Front Controls

Front Controls are easy to reach.

### Continuous Cast Iron Grates

Continuous Cast Iron Grates provide a sleek and smooth design.

### Sealed Burners

Prevent food from dropping into the burners, for easy cleanup.

# NA30R5310F

30" Gas Cooktop

### Available Colors



Fingerprint Resistant Black Stainless Steel  
NA30R5310FG/AA



Stainless Steel  
NA30R5310FS/AA



### Flexible Cooktop

Powerful burners have the flexibility to accommodate a number of dishes at once.

### Front Controls

Front Controls are easy to reach.

### Continuous Cast Iron Grates

Continuous Cast Iron Grates provide a sleek and smooth design.

### Sealed Burners

Prevent food from dropping into the burners, for easy cleanup.



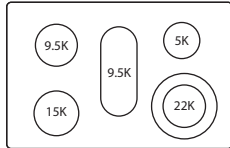
# NY58J9850WS

5.8 cu. ft. Flex Duo™ with Dual Door Slide-In Dual Fuel Range

#### Available Color



Stainless Steel  
NY58J9850WS/AA



#### Dual Fuel

Samsung's first combination gas cooktop and electric oven provides the best of both worlds for precision and efficiency. And the gas cooktop offers powerful, even and precise heating.

#### Flex Duo™

A removable Smart Divider and dual temperature controls allow you to choose between two ovens or one.

#### Dual Door

A hinged door gives you access to just the top compartment or the full oven for total flexibility and energy efficiency.

#### 22K BTU True Dual Power Burner

Two independent heating elements with power ranging from high heat to a true simmer.

#### Dual Convection

Circulates air for more even and efficient cooking results.



# NE58K9560/NE58R9560

5.8 cu. ft. Virtual Flame™ Technology Slide-In Induction Range

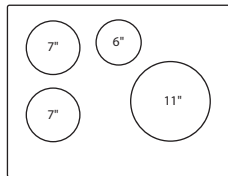
#### Available Colors



Fingerprint Resistant Black  
Stainless Steel  
NE58R9560WG/AA



Stainless Steel  
NE58K9560WS/AA



#### Virtual Flame™ Technology

LED surface lights shine onto pots and pans to give you the visual of gas cooking with the precision of induction cooking.

#### Dual Convection

Circulates air for more even and efficient cooking results.

#### Slide-In Design

Modern and sleek built-in look that blends seamlessly with your kitchen.

#### Glass Touch Controls

Seamless, integrated and premium design that is easy to clean.

#### Wi-Fi Connectivity

Remotely monitor your cooktop and control your oven.

# NE58K9850

5.8 cu. ft. Flex Duo™ with Dual Door Slide-In Electric Range



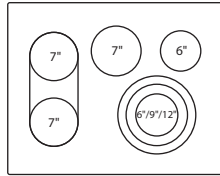
### Available Colors



Fingerprint Resistant Black Stainless Steel  
NE58K9850WG/AA



Stainless Steel  
NE58K9850WS/AA



### Flex Duo™

A removable Smart Divider and dual temperature controls allow you to choose between two ovens or one.

### Dual Door

A hinged door gives you access to just the top compartment or the full oven for total flexibility and energy efficiency.

### Blue LED Illuminated Knobs

Visually lets you know if your cooktop is on, even at a distance.

### Soft-Close Door

Gently closes oven door.

### Wi-Fi Connectivity

Remotely monitor your cooktop and control your oven.

# NE58F9710WS

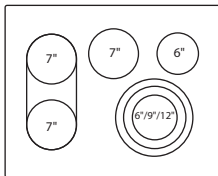
5.8 cu. ft. Flex Duo™ Slide-In Electric Range



### Available Color



Stainless Steel  
NE58F9710WS/AA



### Flex Duo™

A removable Smart Divider and dual temperature controls allow you to choose between two ovens or one.

### Dual Convection

Circulates air for more even and efficient cooking results.

### Powerful, Flexible Cooktop

Five elements, including a triple ring and bridge element, accommodate multiple pan sizes.

### Guiding Light Controls

Step-by-step controls make it easy to select oven options.

### Temperature Probe

Built-in probe allows you to monitor the temperature so you never have to guess whether your meats and poultry are cooked properly.

# NE58K9500SG/NE58F9500SS

5.8 cu. ft. Dual Convection Slide-In Electric Range

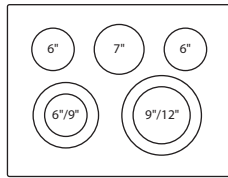
### Available Colors



Fingerprint Resistant Black Stainless Steel  
NE58K9500SG/AA



Stainless Steel  
NE58F9500SS/AA



### 5.8 cu. ft. Capacity

Cook multiple dishes at once or accommodate larger items for the holidays.

### Dual Convection

Circulates air with a heated fan system for more even and efficient cooking results.

### Powerful, Flexible Cooktop

Five elements, including two dual-ring elements, accommodate multiple pan sizes.

### Guiding Light Controls

Step-by-step controls make it easy to select oven options.

### Temperature Probe

Built-in probe allows you to monitor the temperature so you never have to guess whether your meats and poultry are cooked properly.

# NE58R9431

5.8 cu. ft. Dual Convection Slide-In Electric Range

### Available Colors



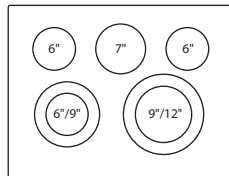
Fingerprint Resistant Black Stainless Steel  
NE58R9431SG/AA



Stainless Steel  
NE58R9431SS/AA



Fingerprint Resistant Tuscan Stainless Steel  
NE58R9431ST/AA



### 5.8 cu. ft. Capacity

Cook multiple dishes at once or accommodate larger items for the holiday.

### Dual Convection

Circulates air for faster, more even and efficient cooking.

### Powerful, Flexible Cooktop

Five elements, including two dual-ring elements, accommodate multiple pan sizes.

### Glass Touch Controls

Seamless, integrated and premium design that is easy to clean.



# NE58N9430SG/NE58K9430SS

5.8 cu. ft. Dual Convection Slide-In Electric Range



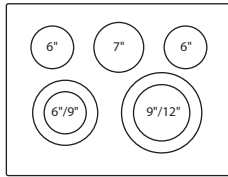
## Available Colors



Fingerprint  
Resistant Black  
Stainless Steel  
NE58N9430SG/AA



Stainless Steel  
NE58K9430SS/AA



## 5.8 cu. ft. Capacity

Cook multiple dishes at once or accommodate larger items for the holiday.

## Dual Convection

Circulates air for faster, more even and efficient cooking.

## Powerful, Flexible Cooktop

Five elements, including two dual-ring elements, accommodate multiple pan sizes.

## Glass Touch Controls

Seamless, integrated and premium design that is easy to clean.

# NE58R9311

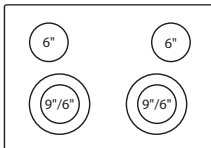
5.8 cu. ft. Slide-In Electric Range



## Available Color



Stainless Steel  
NE58R9311SS/AA



## 5.8 cu. ft. Large Capacity

Cook multiple dishes at once or accommodate larger items for the holiday.

## Flexible Dual Elements

Two dual ring elements, 6" and 9", offer flexibility that makes it easy to fit various sizes of pots and pans.

## Glass Touch Controls

Premium touch controls that are easy to use and clean.

## Hidden Bake Element

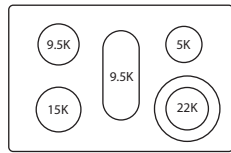
Easy to clean seamless cavity.

## Steam & Self Clean

Use Steam Clean for a quick clean in 20 minutes or use Self Clean for a deeper clean.

## NX58K9850

5.8 cu. ft. Flex Duo™ with Dual Door Slide-In Gas Range



### Flex Duo™

A removable Smart Divider and dual temperature controls allow you to choose between two ovens or one.

### Dual Door

A hinged door gives you access to just the top compartment or the full oven for total flexibility and energy efficiency.

### Blue LED Illuminated Knobs

Visually lets you know if your cooktop is on, even at a distance.

### 22K BTU True Dual Power Burner

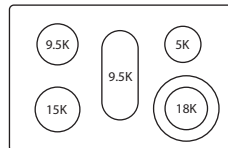
Two independent heating elements with power ranging from high heat to a true simmer.

### Wi-Fi Connectivity

Remotely monitor your cooktop and control your oven.

## NX58K9500

5.8 cu. ft. True Convection Slide-In Gas Range



### True Convection

Cook food faster and more evenly with a heated fan system that is great for baking and broiling.

### 18K BTU True Dual-Power Burner

Two independent heating elements with power ranging from high heat to a true simmer.

### Reversible Cast Iron Griddle

Cook a variety of breakfast foods or grilled sandwiches on the reversible cast iron griddle.

### Guiding Light Controls

Step-by-step controls make it easy to select oven options.

### Temperature Probe

Built-in probe allows you to monitor the temperature so you never have to guess whether your meats and poultry are cooked properly.

# NX58R9421

5.8 cu. ft. Convection Slide-In Gas Range

### Available Colors



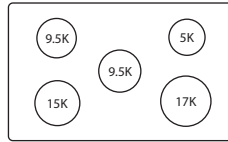
Fingerprint Resistant Black Stainless Steel  
NX58R9421SG/AA



Stainless Steel  
NX58R9421SS/AA



Fingerprint Resistant Tuscan Stainless Steel  
NX58R9421T/AA



### Fan Convection

Circulates air for faster, more even cooking.

### Powerful, Flexible Cooktop

Flexible cooktop cooks faster with five specialized round burners and a 17K BTU Power Burner.

### 5.8 cu. ft. Large Capacity

Cook multiple dishes at once or accommodate larger items for the holidays.

### Glass Touch Controls

Seamless, integrated and premium design that is easy to clean.

### Wi-Fi Connectivity

Remotely monitor your cooktop and control your oven.

# NX58N9420SG/NX58M9420SS

5.8 cu. ft. Convection Slide-In Gas Range

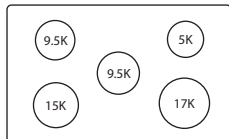
### Available Colors



Fingerprint Resistant Black Stainless Steel  
NX58N9420SG/AA



Stainless Steel  
NX58N9420SS/AA



### Fan Convection

Circulates air for faster, more even cooking.

### Powerful, Flexible Cooktop

Flexible cooktop cooks faster with five specialized round burners and a 17K BTU Power Burner.

### 5.8 cu. ft. Large Capacity

Cook multiple dishes at once or accommodate larger items for the holidays.

### Glass Touch Controls

Seamless, integrated and premium design that is easy to clean.

### Wi-Fi Connectivity

Remotely monitor your cooktop and control your oven.



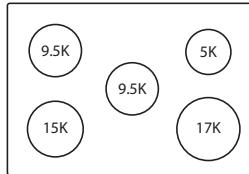
# NX58R9311

5.8 cu. ft. Slide-In Gas Range

Available Color



Stainless Steel  
NX58R9311SS/AA



## 5.8 cu. ft. Large Capacity

Cook multiple dishes at once or accommodate larger items for the holiday.

## Powerful, Flexible Cooktop

Cook more, faster with five specialized round burners and a 17K BTU Power Burner.

## Glass Touch Controls

Premium touch controls that are easy to clean and use.

## 5,000 BTU Simmer Burner

Maintain a low heat for melting chocolate or simmering sauces.

## Self Clean

Choose from 2, 3 or 5 settings for various cleaning needs.



# NE59J7850

5.9 cu. ft. Flex Duo™ with Dual Door Freestanding Electric Range

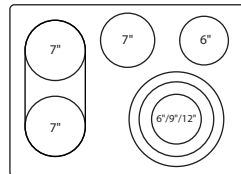
Available Colors



Fingerprint Resistant Black  
Stainless Steel  
NE59J7850WG/AA



Stainless Steel  
NE59J7850WS/AA



## Flex Duo™

A removable Smart Divider and dual temperature controls allow you to choose between two ovens or one.

## Dual Door

A hinged door gives you access to just the top compartment or the full oven for total flexibility and energy efficiency.

## Dual Convection

Circulates air with a heated fan system for more even and efficient cooking results.

## Powerful, Flexible Cooktop

Five elements, including a bridge and a triple ring element, accommodate multiple pan sizes.

## Soft-Close Door

Keep the kitchen quiet with soft-close door technology that will catch the door for a whisper-quiet close.

## Warming Drawer

Keep food warm until guests arrive or dinner is served.



## NE59M6850

5.9 cu. ft. Flex Duo™ with Dual Door Freestanding Electric Range

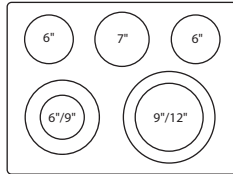
### Available Colors



Fingerprint Resistant Black Stainless Steel  
NE59M6850SG/AA



Stainless Steel  
NE59M6850SS/AA



### Flex Duo™

A removable Smart Divider and dual temperature controls allow you to choose between two ovens or one.

### Dual Door

A hinged door gives you access to just the top compartment or the full oven for total flexibility and energy efficiency.

### Dual Convection

Two fans circulate air for faster, more even, and efficient cooking.

### Powerful, Flexible Cooktop

Flexible cooktop cooks faster with five specialized elements and two dual elements.

### Soft-Close Door

Keep the kitchen quiet with soft-close door technology that will catch the door for a whisper-quiet close.

### 5.9 cu. ft. Large Capacity

Cook multiple dishes at once or accommodate larger items for the holidays.

## NE59N6650

5.9 cu. ft. True Convection with Illuminated Knobs Freestanding Electric Range

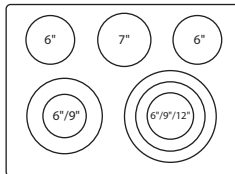
### Available Colors



Fingerprint Resistant Black Stainless Steel  
NE59N6650SG/AA



Stainless Steel  
NE59N6650SS/AA



### True Convection

Cook food faster and more evenly with a heated fan system that is great for baking and broiling.

### Powerful, Flexible Cooktop

Dual and triple ring elements offer flexibility in cooking.

### Blue LED Illuminated Knobs

Visually lets you know if your cooktop is on, even at a distance.

### Steam Assist

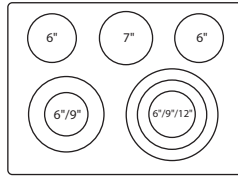
Delivers moisture throughout the over for a tender inside and a crisp, browned outside.

### Express Boil™

Samsung's most powerful heat source for boiling water.

## NE59R6631

5.9 cu. ft. True Convection Freestanding Electric Range



### True Convection

Cook food faster and more evenly with a heated fan system that is great for baking and broiling.

### Powerful, Flexible Cooktop

Dual and triple ring elements offer flexibility in cooking.

### Rapid Boil™

Offers intense heat and precise control. Rapidly go from a low simmer to high heat with surprising energy efficiency.

### 5.9 cu. ft. Large Capacity

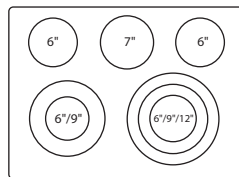
Cook multiple dishes at once or accommodate larger items for the holidays.

### Touch Control

Wider touch control panel feels like glass and provides easy control and visibility of oven and clock settings.

## NE59N6630

5.9 cu. ft. True Convection Freestanding Electric Range



### True Convection

Cook food faster and more evenly with a heated fan system that is great for baking and broiling.

### Powerful, Flexible Cooktop

Dual and triple ring elements offer flexibility in cooking.

### Rapid Boil™

Offers intense heat and precise control. Rapidly go from a low simmer to high heat with surprising energy efficiency.

### 5.9 cu. ft. Large Capacity

Cook multiple dishes at once or accommodate larger items for the holidays.

### Touch Control

Wider touch control panel feels like glass and provides easy control and visibility of oven and clock settings.



# NE59R4321

5.9 cu. ft. Convection Freestanding Electric Range



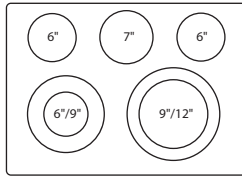
### Available Colors



Fingerprint Resistant Black Stainless Steel  
NE59R4321SG/AA



Stainless Steel  
NE59R4321SS/AA



### 5.9 cu. ft. Large Capacity

Cook multiple dishes at once or accommodate larger items for the holidays.

### Fan Convection

Circulates air for faster, more even cooking.

### Stainless Steel Cooktop

Premium look and larger cooking space for greater flexibility to use multiple pot and pan sizes.

### Powerful, Flexible Cooktop

Five elements with two dual elements accommodate multiple pan sizes.

### Dual Elements

One 6 7/9" and one 9 1/12" dual elements offer the flexibility to cook in different-sized pans.

# NE59M4320

5.9 cu. ft. Convection Freestanding Electric Range



### Available Colors



Fingerprint Resistant Black Stainless Steel  
NE59M4320SG/AA



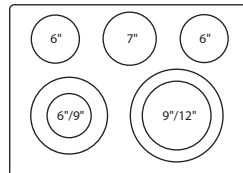
Stainless Steel  
NE59M4320SS/AA



White  
NE59M4320SW/AA



Black  
NE59M4320SB/AA



### 5.9 cu. ft. Large Capacity

Cook multiple dishes at once or accommodate larger items for the holidays.

### Fan Convection

Circulates air for faster, more even cooking.

### Stainless Steel Cooktop

Premium look and larger cooking space for greater flexibility to use multiple pot and pan sizes.

### Powerful, Flexible Cooktop

Five elements with two dual elements accommodate multiple pan sizes.

### Dual Elements

One 6 7/9" and one 9 1/12" dual elements offer the flexibility to cook in different-sized pans.

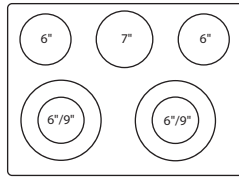
# NE59M4310

5.9 cu. ft. Freestanding Electric Range

#### Available Color



Stainless Steel  
NE59M4310SS/AA



#### 5.9 cu. ft. Large Capacity

Cook multiple dishes at once or accommodate larger items for the holidays.

#### Powerful, Flexible Cooktop

Accommodates multiple pan sizes on five specialized elements with two dual elements.

#### Dual Elements

Two 6" / 9" offer the flexibility to cook in different-sized pans.

#### Self Clean

Cycle with 2-, 3- or 5-hour settings for various cleaning needs.

#### Wide View Window

Check cooking progress without opening the door and losing heat.



# NX58K7850

5.8 cu. ft. Flex Duo™ with Dual Door Freestanding Gas Range

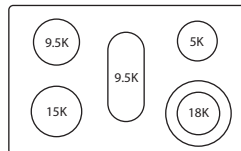
#### Available Colors



Fingerprint  
Resistant Black  
Stainless Steel  
NX58K7850SG/AA



Stainless Steel  
NX58K7850SS/AA



#### Flex Duo™

A removable Smart Divider and dual temperature controls allow you to choose between two ovens or one.

#### Dual Door

A hinged door gives you access to just the top compartment or the full oven for total flexibility and energy efficiency.

#### Dual Convection

Circulates air with a heated fan system for more even and efficient cooking results.

#### Soft-Close Door

Gently closes oven door.

#### Wi-Fi Connectivity

Remotely monitor your cooktop and control your oven.



# NX58M6850

5.8 cu. ft. Flex Duo™ with Dual Door Freestanding Gas Range

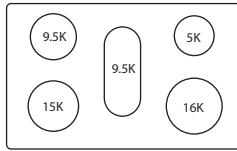
### Available Colors



Fingerprint Resistant Black  
Stainless Steel  
NX58M6850SG/AA



Stainless Steel  
NX58M6850SS/AA



### Flex Duo™

A removable Smart Divider and dual temperature controls allow you to choose between two ovens or one.

### Dual Door

A hinged door gives you access to just the top compartment or the full oven for total flexibility and energy efficiency.

### Dual Fan Convection

Circulates air for faster, more even, and efficient cooking.

### Powerful, Flexible Cooktop

Cooks faster with five specialized round burners, including 16K BTU and 15K BTU power burners.

### Wi-Fi Connectivity

Remotely monitor your cooktop and control your oven.



# NX58M6650

5.8 cu. ft. True Convection with Steam Reheat and Illuminated Knobs Freestanding Gas Range

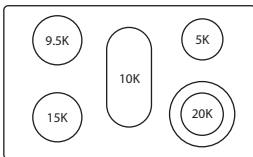
### Available Colors



Fingerprint Resistant Black  
Stainless Steel  
NX58M6650WG/AA



Stainless Steel  
NX58M6650WS/AA



### 5.8 cu. ft. Large Capacity

Cook multiple dishes at once or accommodate larger items for the holidays.

### True Convection

Cook food faster and more evenly with a heated fan system that is great for baking and broiling.

### 20K BTU Dual Power Burner

Two independent heating elements with power ranging from high heat to a true simmer.

### Steam Reheat

Maintains your food's original flavor, texture and moisture.

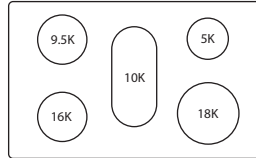
### Blue LED Illuminated Knobs

Visually lets you know if your cooktop is on, even at a distance.



## NX58R6631

5.8 cu. ft. True Convection with Illuminated Knobs  
Freestanding Gas Range



### 5.8 cu. ft. Large Capacity

Cook multiple dishes at once or accommodate larger items for the holidays.

### True Convection

Cook food faster and more evenly with a heated fan system that is great for baking and broiling.

### Powerful, Flexible Cooktop

Cooks faster with five specialized burners, including 18K and 16K BTU power burners and one 5K simmer burner.

### Blue LED Illuminated Knobs

Visually lets you know if your cooktop is on, even at a distance.

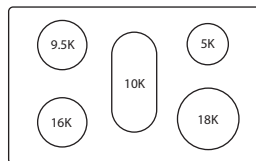
### Touch Control

Wider touch control panel feels like glass, and provides easy control and visibility of oven and clock settings.



## NX58M6630SG/NX58M6630SS

5.8 cu. ft. True Convection with Illuminated Knobs  
Freestanding Gas Range



### 5.8 cu. ft. Large Capacity

Cook multiple dishes at once or accommodate larger items for the holidays.

### True Convection

Cook food faster and more evenly with a heated fan system that is great for baking and broiling.

### Powerful, Flexible Cooktop

Cooks faster with five specialized burners, including 18K and 16K BTU power burners and one 5K simmer burner.

### Blue LED Illuminated Knobs

Visually lets you know if your cooktop is on, even at a distance.

### Touch Control

Wider touch control panel feels like glass, and provides easy control and visibility of oven and clock settings.





# NX58J/H/M5600

5.8 cu. ft. Convection Freestanding Gas Range



### Available Colors



Fingerprint Resistant Black  
Stainless Steel  
NX58J5600SG/AA



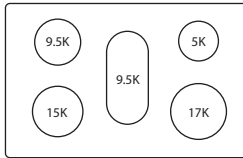
Stainless Steel  
NX58H5600SS/AA



White  
NX58M5600SW/AA



Black  
NX58M5600SB/AA



### 5.8 cu. ft. Large Capacity

Cook multiple dishes at once or accommodate larger items for the holidays.

### Fan Convection

Circulates air for faster, more even cooking.

### Powerful, Flexible Cooktop

Flexible cooktop cooks faster with five specialized burners.

### Stovetop Griddle

Griddle to cook breakfast foods, grill sandwiches or sauté vegetables.

# NX58R4311

5.8 cu. ft. Freestanding Gas Range



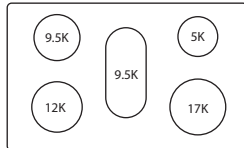
### Available Colors



Fingerprint Resistant Black  
Stainless Steel  
NX58R4311SG/AA



Stainless Steel  
NX58R4311SS/AA



### 5.8 cu. ft. Large Capacity

Cook multiple dishes at once or accommodate larger items for the holidays.

### Powerful, Flexible Cooktop

Cooks more, faster with 5 specialized burners, including a 17K BTU power burner and a 5K simmer burner.

### Wide View Window

Check cooking progress without opening the door and losing heat.

### Self Clean

Use Self Clean Cycle with 2, 3 or 5 hour settings for various cleaning needs.

### Storage Drawer

Ideal for storing baking sheets and pans, while saving space in kitchen cabinets.

## MC17J8000

1.7 cu. ft. Over-the-Range  
Convection Microwave

### Available Colors



Fingerprint  
Resistant Black  
Stainless Steel  
MC17J8000CG/AA



Fingerprint  
Resistant  
Stainless Steel  
MC17J8000CS/AA



### Convection Cooking

Enjoy the flexibility to microwave, bake, broil and roast — all from one appliance. With the combination of convection cooking and microwave heating, food cooks faster and more evenly than a traditional microwave.<sup>1</sup>

### Ceramic Enamel Interior

Effortlessly remove grease or oil from surfaces and protect against scratches.

### Slim Fry™

Prepare great-tasting food with less fat.<sup>2</sup>

### Three-Speed/300 CFM

Powerful ventilation system quickly and quietly eliminates steam, fumes and odor from the kitchen.

<sup>1</sup>Fresh vegetables in less than two minutes. Roasted chicken in 14 minutes. Two potatoes will bake in 11 minutes.

<sup>2</sup>Compared to cooking with deep frying

## ME21K7010

2.1 cu. ft. PowerGrill Over-the-Range  
with Ceramic Enamel  
Interior and Glass Touch Controls

### Available Colors



Fingerprint  
Resistant Black  
Stainless Steel  
ME21K7010DG/AA



Fingerprint  
Resistant  
Stainless Steel  
ME21K7010DS/A2



### PowerGrill

Direct grilling element provides powerful heating to toast, crisp and brown your favorite food.

### Ceramic Enamel Interior

Effortlessly remove grease or oil from surfaces and protect against scratches.

### Sensor Cook

Automatically adjusts cooking time with vapor-sensing technology for optimal results.

### Glass Touch Bottom Controls

Seamless, integrated and premium design is easy to clean.

### LED Cooktop Lights

Evenly distributed bright lights illuminate the cooktop. More energy efficient and brighter than incandescent or halogen lights.

## ME21F707MJT

2.1 cu. ft. Over-the-Range Microwave

Available Color



Fingerprint Resistant Stainless Steel  
ME21F707MJT/AA



### 2.1 cu. ft. Large Capacity

Accommodates a variety of snacks and meals.

### Ceramic Enamel Interior

Effortlessly remove grease or oil from surfaces and protect against scratches.

### Glass Touch Bottom Controls

Seamless, integrated and premium design is easy to clean.

### LED Cooktop Lights

Evenly distributed bright lights illuminate the cooktop. More energy efficient and brighter than incandescent or halogen lights.

### Simple-Clean Filter

Convenient, easy-to-access location is simple to eject with one touch and helps you remember when to clean the filter.

## ME21M706

2.1 cu. ft. Over-the-Range Microwave

Available Colors



Fingerprint Resistant Black Stainless Steel  
ME21M706BAG/AA



Fingerprint Resistant Stainless Steel  
ME21M706BAS/AA



Fingerprint Resistant Tuscan Stainless Steel  
ME21R706BAT/AA



### Ceramic Enamel Interior

Effortlessly remove grease or oil from surfaces and protect against scratches.

### Sensor Cook

Automatically adjusts cooking time with vapor-sensing technology for optimal results.

### Glass Touch Bottom Controls

Glass touch provides precise controls with a seamless, integrated design.

### Recessed Handle

Seamless, integrated and modern design to match any kitchen.

## ME21R7051

2.1 cu. ft. Over-the-Range  
Microwave with Sensor Cooking

### Available Colors



Fingerprint  
Resistant Black  
Stainless Steel  
ME21R7051SG/AA



Fingerprint  
Resistant  
Stainless Steel  
ME21R7051SS/AA



### 2.1 cu. ft. Large Capacity

Accommodates a variety of snacks and meals.

### Ceramic Enamel Interior

Effortlessly remove grease or oil from surfaces and protect against scratches.

### Sensor Cook

Automatically adjusts cooking time with vapor-sensing technology for optimal results.

### Fingerprint Resistant

Special coated exterior ensures your microwave remains spotless even with daily use.

## ME19R7041

1.9 cu. ft. Over-the-Range  
Microwave

### Available Colors



Fingerprint  
Resistant Black  
Stainless Steel  
ME19R7041FG/AA



Fingerprint  
Resistant  
Stainless Steel  
ME19R7041FS/AA



Fingerprint  
Resistant Tuscan  
Stainless Steel  
ME19R7041FT/AA



White  
ME19R7041FW/AA



Black  
ME19R7041FB/AA



### 1.9 cu. ft. Large Capacity

Accommodates a variety of dishes so you can prep large meals quickly.

### Ceramic Enamel Interior

Effortlessly remove grease or oil from surfaces and protect against scratches.

### Sensor Cook

Automatically adjusts cooking time for optimal results.

### Fingerprint Resistant

Helps reduce smudges and minimize cleaning.



## ME18H704

1.8 cu. ft. Over-the-Range Microwave

### Available Colors



Fingerprint Resistant Black Stainless Steel  
ME18H704SFG/AA



Fingerprint Resistant Stainless Steel  
ME18H704SFS/AA



White  
ME18H704SFW/AA



Black  
ME18H704SFB/AA



### 1.8 cu. ft. Capacity

Accommodates a variety of snacks and meals.

### Ceramic Enamel Interior

Effortlessly remove grease or oil from surfaces and protect against scratches.

### Sensor Cook

Automatically adjusts cooking time with vapor-sensing technology for optimal results.

### Simple-Clean Filter

Convenient, easy-to-access location is simple to eject with one touch and helps you remember when to clean the filter.

### Four-Speed/400 CFM

Powerful ventilation system quickly and quietly eliminates steam, fumes and odor from the kitchen.

## ME16H702

1.6 cu. ft. Over-the-Range Microwave

### Available Colors



Fingerprint Resistant Stainless Steel  
ME16H702SES/AA



White  
ME16H702SEW/AA



Black  
ME16H702SEB/AA



### 1.6 cu. ft. Capacity

Accommodates a variety of snacks and meals.

### Premium Design

One-piece door design with an aluminum handle and side control provides a seamless and modern look.

### LED Display

Striking blue LED display adds clarity and style to your kitchen.

### Eco Mode


Conserves energy by turning off the display when not in use.

### Two-Speed/300 CFM

Powerful ventilation system quickly and quietly eliminates steam, fumes and odor from the kitchen.

# ME16K3000

1.6 cu. ft. Over-the-Range  
Microwave



### 1.6 cu. ft. Capacity

Accommodates a variety of snacks and meals.

### Cooking Presets

Preset cook modes for everyday dishes.

### LED Display

Striking blue LED display adds clarity and style to your kitchen.

### Eco Mode

Conserves energy by turning off the display when not in use.

### Two-Speed/300 CFM

Powerful ventilation system quickly and quietly eliminates steam, fumes and odor from the kitchen.

## MC12J8035CT

1.2 cu. ft. Countertop Microwave with Power Convection and PowerGrill Duo™

### Available Color



Stainless Steel  
MC12J8035CT/AA



### Power Convection

Combines traditional convection cooking with powerful hot air coming from the top, distributing the heat thoroughly and cooking faster than a standard convection microwave oven.

### PowerGrill Duo™

Enjoy crisp food in minutes as the grill function works to brown and crisp your food outside without drying the inside. Its innovative wide grill heater delivers significantly more power, up to a maximum of 1600W.

### Ceramic Enamel Interior

Effortlessly remove grease or oil from surfaces and protect against scratches.

### Slim Fry™

Prepare great-tasting food with less fat.\*

### Microwave Trim Kit

Crafted from high-quality stainless steel, the MA-TK3080CT trim kit accessory (available for purchase) gives you the flexibility to install your MC12J8035CT countertop microwave into a wall or cabinet.

\*Compared to cooking with deep frying

## MC11K7035CG

1.1 cu. ft. Countertop Microwave with Power Convection, PowerGrill and Ceramic Enamel Interior

### Available Color



Fingerprint Resistant Black Stainless Steel  
MC11K7035CG/AA



### Power Convection

Combines traditional convection cooking with powerful hot air coming from the top, distributing the heat thoroughly and cooking faster than a standard convection microwave oven.

### PowerGrill

Direct grilling element provides powerful heating to toast, crisp and brown your favorite food.

### Ceramic Enamel Interior

Effortlessly remove grease or oil from surfaces and protect against scratches.

### Slim Fry™

Prepare great-tasting food with less fat.\*

### Sensor Cook

Automatically adjusts cooking time with vapor-sensing technology for optimal results.

\*Compared to cooking with deep frying

## MG14H3020CM

1.4 cu. ft. Countertop Microwave with PowerGrill

Available Color



Black with Mirror Finish  
MG14H3020CM/AA



### PowerGrill

Direct grilling element provides powerful heating to toast, crisp and brown your favorite food.

### Ceramic Enamel Interior

Effortlessly remove grease or oil from surfaces and protect against scratches.

### Triple Distribution System

Three microwave distribution points to cook food evenly and thoroughly.

### Round Rack and Ceramic Plate

Nonstick, easy-to-clean plate keeps your favorite foods crispy. Included rack provides optimal placement under the grill for crisping.

### Shiny Mirror Design

Shiny mirror design with asymmetrical shape for a premium look, differentiated from other countertop models.

## MG11H2020CT

1.1 cu. ft. Countertop Microwave with PowerGrill

Available Color



Stainless Steel  
MG11H2020CT/AA



### PowerGrill

Direct grilling element provides powerful heating to toast, crisp and brown your favorite food.

### Ceramic Enamel Interior

Effortlessly remove grease or oil from surfaces and protect against scratches.

### Triple Distribution System

Three microwave distribution points to cook food evenly and thoroughly.

### Round Rack and Ceramic Plate

Nonstick, easy-to-clean plate keeps your favorite foods crispy. Included rack provides optimal placement under the grill for crisping.

### 1000W Cooking Power

A cooking power of 1000 watts and 10 power levels allows you to cook a variety of foods more efficiently.



# MS19M8000

1.9 cu. ft. Countertop Microwave with Sensor Cook

### Available Colors



Fingerprint Resistant Black Stainless Steel  
MS19M8000AG/AA



Stainless Steel  
MS19M8000AS/AA



### 1.9 cu. ft. Capacity

Accommodates a variety of snacks and meals.

### Ceramic Enamel Interior

Effortlessly remove grease or oil from surfaces and protect against scratches.

### Sensor Cook

Automatically adjusts cooking time with vapor-sensing technology for optimal results.

### Microwave Trim Kit\*

Crafted from high-quality stainless steel, the trim kit accessory gives you the flexibility to install your countertop microwave into a wall or cabinet space.

**For installation with Wall Ovens, respective codes must be paired together:**

Color	Product	Model #
Stainless Steel	Microwave	MS19M8000AS
Stainless Steel	Trim Kit	MA-TK8020TS
Black Stainless Steel	Microwave	MS19M8020TG
Black Stainless Steel	Trim Kit	MA-TK8020TG

\* Sold separately

# MS19M8020

1.9 cu. ft. Built-In Countertop Microwave with Sensor Cook

### Available Color



Fingerprint Resistant Black Stainless Steel  
MS19M8020TG/AA



### 1.9 cu. ft. Capacity

Accommodates a variety of snacks and meals.

### Ceramic Enamel Interior

Effortlessly remove grease or oil from surfaces and protect against scratches.

### Sensor Cook

Automatically adjusts cooking time with vapor-sensing technology for optimal results.

### Microwave Trim Kit\*

Crafted from high-quality stainless steel, the trim kit accessory gives you the flexibility to install your countertop microwave into a wall or cabinet space.

**For installation with Wall Ovens, respective codes must be paired together:**

Color	Product	Model #
Stainless Steel	Microwave	MS19M8000AS
Stainless Steel	Trim Kit	MA-TK8020TS
Black Stainless Steel	Microwave	MS19M8020TG
Black Stainless Steel	Trim Kit	MA-TK8020TG

\* Sold separately

# MS14K6000

1.4 cu. ft. Countertop Microwave  
with Ceramic Enamel Interior and  
Sensor Cook

## Available Colors



Fingerprint  
Resistant Black  
Stainless Steel  
MS14K6000AS/AA  
MS14K6000AG/AA



### **Ceramic Enamel Interior**

Effortlessly remove grease or oil from surfaces and protect against scratches.

### **Sensor Cook**

Automatically adjusts cooking time with vapor-sensing technology for optimal results.

### **Triple Distribution System**

Three microwave distribution points to cook food evenly and thoroughly.

### **LED Display**

Striking blue LED display adds clarity and style to your kitchen.

### **Eco Mode**

Conserves energy by turning off the display when not in use.



# NK36K7000W

36" Range Hood

### Available Colors



Fingerprint Resistant Black Stainless Steel  
NK36K7000WG/AZ



Stainless Steel  
NK36K7000WS/AZ

### Connected Hood<sup>1</sup>

Automatically sync the fans and the lights with the cooktop through Bluetooth®.

### Powerful 390 CFM<sup>2</sup> Ventilation

Circulates air to remove odors quickly.

### Baffle Filter

Dishwasher-safe metal filters help keep the air clean by drawing grease and odor through the hood.

### ADA Compliant

Designed for accessibility and controllability from your smartphone.

### Wi-Fi Monitoring<sup>1</sup>

Control the connected hood vent and LED lights remotely from your smartphone.

<sup>1</sup>When connected with a compatible Samsung range/cooktop  
<sup>2</sup>600 CFM capable



# NK30K7000W

30" Range Hood

### Available Colors



Fingerprint Resistant Black Stainless Steel  
NK30K7000WG/AZ



Stainless Steel  
NK30K7000WS/AZ

### Connected Hood<sup>1</sup>

Automatically sync the fans and the lights with the cooktop through Bluetooth®.

### Powerful 390 CFM<sup>2</sup> Ventilation

Circulates air to remove odors quickly.

### Baffle Filter

Dishwasher-safe metal filters help keep the air clean by drawing grease and odor through the hood.

### ADA Compliant

Designed for accessibility and controllability from your smartphone.

### Wi-Fi Monitoring<sup>1</sup>

Control the connected hood vent and LED lights remotely from your smartphone.

<sup>1</sup>When connected with a compatible Samsung range/cooktop  
<sup>2</sup>600 CFM capable





# NK36N7000U

36" Under Cabinet Range Hood



### Available Colors



Fingerprint  
Resistant Black  
Stainless Steel  
NK36N7000UG/AA



Stainless Steel  
NK36N7000U/AA

### Connected Hood<sup>1</sup>

Automatically sync the fans and the lights with the cooktop through Bluetooth®.

### Powerful 390 CFM<sup>2</sup> Ventilation

Circulates air to remove odors quickly.

### Baffle Filter

Dishwasher-safe metal filters help keep the air clean by drawing grease and odor through the hood.

### ADA Compliant

Designed for accessibility and controllability from your smartphone.

### Wi-Fi Monitoring<sup>1</sup>

Control the connected hood vent and LED lights remotely from your smartphone.

<sup>1</sup>When connected with a compatible Samsung range/cooktop

<sup>2</sup>600 CFM capable

# NK30N7000U

30" Under Cabinet Range Hood



### Available Colors



Fingerprint  
Resistant Black  
Stainless Steel  
NK30N7000UG/AA



Stainless Steel  
NK30N7000U/AA

### Connected Hood<sup>1</sup>

Automatically sync the fans and the lights with the cooktop through Bluetooth®.

### Powerful 390 CFM<sup>2</sup> Ventilation

Circulates air to remove odors quickly.

### Baffle Filter

Dishwasher-safe metal filters help keep the air clean by drawing grease and odor through the hood.

### ADA Compliant

Designed for accessibility and controllability from your smartphone.

### Wi-Fi Monitoring<sup>1</sup>

Control the connected hood vent and LED lights remotely from your smartphone.

<sup>1</sup>When connected with a compatible Samsung range/cooktop

<sup>2</sup>600 CFM capable

**Ventilation**

# NK36R5000W

36" Range Hood

### Available Colors



Fingerprint Resistant Black Stainless Steel  
NK36R5000WG/AA



Stainless Steel  
NK36R5000WS/AA

### Powerful 390 CFM Ventilation

Circulates air to remove odors quickly.

### LED Lights

LED Lights illuminate the cooktop and are brighter and more energy efficient.<sup>1</sup>

### Ventilation

The vent can handle any cooking style with 3 ventilating speeds.

### ADA Compliant

Designed for accessibility and controllability from your smartphone.<sup>2</sup>

<sup>1</sup>Than incandescent or halogen lights

<sup>2</sup>ADA Compliant when hooked up to a rocker switch



# NK30R5000W

30" Range Hood

### Available Colors



Fingerprint Resistant Black Stainless Steel  
NK30R5000WG/AA



Stainless Steel  
NK30R5000WS/AA

### Powerful 390 CFM Ventilation

Circulates air to remove odors quickly.

### LED Lights

LED Lights illuminate the cooktop and are brighter and more energy efficient.<sup>1</sup>

### Ventilation

The vent can handle any cooking style with 3 ventilating speeds.

### ADA Compliant

Designed for accessibility and controllability from your smartphone.<sup>2</sup>

<sup>1</sup>Than incandescent or halogen lights

<sup>2</sup>ADA Compliant when hooked up to a rocker switch





# DW80R9950

Dishwasher with Linear Wash System



### Available Colors



Fingerprint Resistant Black Stainless Steel  
DW80R9950UG



Fingerprint Resistant Stainless Steel  
DW80R9950US



Fingerprint Resistant Tuscan Stainless Steel  
DW80R9950UT

### Linear Wash System


AquaBlast™ jets provide corner to corner coverage for superior cleaning.

### AutoRelease™ Door

At the end of a cycle, the door automatically opens to circulate air and improve drying performance.

### Whisper Quiet Cleaning

Less noise and less disturbance with virtually silent wash cycles at 39 dBA.



# DW80R7061

Top Control Dishwasher with StormWash™



### Available Colors



Fingerprint Resistant Black Stainless Steel  
DW80R7061UG



Fingerprint Resistant Stainless Steel  
DW80R7061US

### StormWash™

Powerful rotating spray jets clean at every angle for tough to reach spots.

### AutoRelease™ Door

At the end of the cycle, the door automatically opens to circulate air and improve drying performance.

### Whisper Quiet Cleaning

Virtually silent washes for a quieter kitchen at 42 dBA sound level.



# DW80R7060

Top Control Dishwasher with StormWash™

## Available Colors



Fingerprint  
Resistant Black  
Stainless Steel  
DW80R7060UG



Fingerprint  
Resistant  
Stainless Steel  
DW80R7060US

### StormWash™

Powerful rotating spray jets clean at every angle for tough to reach spots.

### AutoRelease™ Door

At the end of the cycle, the door automatically opens to circulate air and improve drying performance.

### Whisper Quiet Cleaning

Virtually silent washes for a quieter kitchen at 42 dBA sound level.



# DW80R5061

Top Control Dishwasher with StormWash™

## Available Colors



Fingerprint  
Resistant Black  
Stainless Steel  
DW80R5061UG



Fingerprint  
Resistant  
Stainless Steel  
DW80R5061US



Fingerprint  
Resistant Tuscan  
Stainless Steel  
DW80R5061UT

### StormWash™

Powerful rotating spray jets that clean at every angle for tough to reach spots.

### AutoRelease™ Door

At the end of the cycle, the door automatically opens to circulate air and improve drying performance.

### Quiet Cleaning

Silent washes for a quieter kitchen at 48 dBA sound level.





# DW80R5060

Top Control Dishwasher with StormWash™

## Available Colors



Fingerprint  
Resistant Black  
Stainless Steel  
DW80R5060UG



Fingerprint  
Resistant  
Stainless Steel  
DW80R5060US

### StormWash™

Powerful rotating spray jets clean at every angle for tough to reach spots.

### AutoRelease™ Door

At the end of the cycle, the door automatically opens to circulate air and improve drying performance.

### Whisper Quiet Cleaning

Silent washes for a quieter kitchen at 48 dBA sound level.



# DW60R2014

Dishwasher with Integrated Digital Touch Controls

## Available Color



Stainless Steel  
DW60R2014US

### ADA Compliant

ADA compliant with low profile installation. Designed for easy control and accessibility.

### Adjustable Rack

Height adjustable upper rack makes it easy to accommodate various dishware shapes and sizes.

### Quiet Cleaning

52 dBA lower noise level for quieter cleaning of dishes.



# DW80N3030

Front Control Dishwasher with Digital Touch Controls



### Available Colors



Stainless Steel



White



Black

DW80N3030US/AA DW80N3030UW/AA DW80N3030UB/AA

### Third Rack

Dedicated space for cutlery and utensils adds 30% more usable space to your dishwasher.

### Digital Touch Controls

Easily select functions with a gentle touch.

### Height-Adjustable Upper Rack

Easily fits dishware of various shapes and sizes.

### Advanced Wash System

Heavy-duty wash gets the pots and pans clean.

### Digital Leak Sensor

Identifies leaks as small as 1.01 oz. and shuts off the machine before water can escape.



# DW80R2031

Top Control Dishwasher with Integrated Digital Touch Controls



### Available Color



Stainless Steel  
DW80R2031US

### Digital Touch Controls

Easily select functions with a gentle touch.

### Adjustable Rack

Height adjustable upper rack makes it easy to accommodate various dishware shapes and sizes.

### Stainless Steel Door

The interior door is covered with stainless steel that's more durable.



## RF28N9780

28 cu. ft. 4-Door Flex with 21.5" Wi-Fi Enabled Touchscreen Family Hub™ Refrigerator

### Available Colors



Fingerprint Resistant Black Stainless Steel  
RF28N9780SG/AA



Fingerprint Resistant Stainless Steel  
RF28N9780SR/AA

### Food

See inside your refrigerator from anywhere, create and share shopping lists and order groceries on your fridge.

### Family

Create a custom home screen with Family Board, sync your family's calendar and instantly share photos on your Family Hub.

### Fun

Stream music and video, mirror your Samsung TV or phone, and answer calls hands free on your Family Hub.

### Your Home

Receive notifications from connected appliances, dim your lights, interact with your favorite smart devices and see who is at the door on your Family Hub.



## RF22N9781

22 cu. ft. Counter-Depth 4-Door Flex with 21.5" Wi-Fi Enabled Touchscreen Family Hub™ Refrigerator

### Available Colors



Fingerprint Resistant Black Stainless Steel  
RF22N9781SG/AA



Fingerprint Resistant Stainless Steel  
RF22N9781SR/AA

### Food

See inside your refrigerator from anywhere, create and share shopping lists and order groceries on your fridge.

### Family

Create a custom home screen with Family Board, sync your family's calendar and instantly share photos on your Family Hub.

### Fun

Stream music and video, mirror your Samsung TV or phone, and answer calls hands free on your Family Hub.

### Your Home

Receive notifications from connected appliances, dim your lights, interact with your favorite smart devices and see who is at the door on your Family Hub.



## RF28K9380

28 cu. ft. 4-Door Flex Food Showcase Refrigerator with FlexZone™



### Available Colors



Fingerprint Resistant Black Stainless Steel

RF28K9380SG/AA



Fingerprint Resistant Stainless Steel

RF28K9380SR/AA

### Food Showcase

Provides quick access to everyday items while minimizing the loss of cool air.

### FlexZone™

Versatile, bottom-right fridge compartment that converts freezer to fridge.

### Metal Cooling

Stainless steel paneling locks in cold and seals in freshness while maintaining consistent temperature throughout the refrigerator.

### Triple Cooling System

Provides precise temperature and humidity controls in all three zones. Your food stays fresher longer with three evaporators, an industry first.\*

### Ice Master

Produces up to 8.6 lbs. of ice per day and stores up to 4.2 lbs. of ice. This space-saving design leaves more room in the refrigerator.



\*Among consumer-grade freestanding refrigerators

## RF22K9381

22 cu. ft. Counter-Depth 4-Door Flex Food Showcase Refrigerator with FlexZone™



### Available Colors



Fingerprint Resistant Black Stainless Steel

RF22K9381SG/AA



Fingerprint Resistant Stainless Steel

RF22K9381SR/AA

### Food Showcase

Provides quick access to everyday items while minimizing the loss of cool air.

### FlexZone™

Versatile, bottom-right fridge compartment that converts freezer to fridge.

### Metal Cooling

Stainless steel paneling locks in cold and seals in freshness while maintaining consistent temperature throughout the refrigerator.

### Triple Cooling System

Provides precise temperature and humidity controls in all three zones. Your food stays fresher longer with three evaporators, an industry first.\*

### Ice Master

Produces up to 5 lbs. of ice per day and stores up to 2.9 lbs. of ice. This space-saving design leaves more room in the refrigerator.



\*Among consumer-grade freestanding refrigerators

## RF28K9070

28 cu. ft. 4-Door Flex Refrigerator with FlexZone™

### Available Colors



Fingerprint Resistant Black Stainless Steel

RF28K9070SG/AA



Fingerprint Resistant Stainless Steel

RF28K9070SR/AA

### FlexZone™

Versatile, bottom-right fridge compartment that converts freezer to fridge.

### Large Capacity

Our 4-Door Flex™ refrigerator has enough room to fit up to 28 bags of groceries.<sup>1</sup>

### Surface LED Lighting

Gently brightens virtually every corner of your refrigerator.

### Triple Cooling System

Provides precise temperature and humidity controls in all three zones. Your food stays fresher longer with three evaporators, an industry first.<sup>2</sup>

### Ice Master

Produces up to 8.8 lbs. of ice per day and stores up to 4.2 lbs. of ice. This space-saving design leaves more room in the refrigerator.



<sup>1</sup>Grocery comparison based on each cubic foot of usable space equaling one paper bag

<sup>2</sup>Among consumer-grade freestanding refrigerators

## RF23J9011

23 cu. ft. Counter-Depth 4-Door Flex Refrigerator with FlexZone™

### Available Colors



Fingerprint Resistant Black Stainless Steel

RF23J9011SG/AA



Fingerprint Resistant Stainless Steel

RF23J9011SR/AA

### Counter-Depth Design

Sleek, built-in design.

### FlexZone™

Versatile, bottom-right fridge compartment that converts freezer to fridge.

### Large Capacity

Our 4-Door Flex™ refrigerator has enough room to fit up to 23 bags of groceries.<sup>1</sup>

### Triple Cooling System

Provides precise temperature and humidity controls in all three zones. Your food stays fresher longer with three evaporators, an industry first.<sup>2</sup>

### Ice Master

Produces up to 5 lbs. of ice per day and stores up to 2.9 lbs. of ice. This space-saving design leaves more room in the refrigerator.



<sup>1</sup>Grocery comparison based on each cubic foot of usable space equaling one paper bag

<sup>2</sup>Among consumer-grade freestanding refrigerators



## RF23M8590

22 cu. ft. Counter-Depth 4-Door French Door with 21.5" Wi-Fi Enabled Touchscreen Family Hub™ Refrigerator

### Available Colors



Fingerprint Resistant Black Stainless Steel

RF23M8590SG/AA



Fingerprint Resistant Stainless Steel

RF23M8590SR/AA

### Food

See inside your refrigerator from anywhere, create and share shopping lists and order groceries on your fridge.

### Family

Create a custom home screen with Family Board, sync your family's calendar and instantly share photos on your Family Hub.

### Fun

Stream music and video, mirror your Samsung TV or phone, and answer calls hands free on your Family Hub.

### Your Home

Receive notifications from connected appliances, dim your lights, interact with your favorite smart devices and see who is at the door on your Family Hub.



## RF23M8570

22 cu. ft. Counter-Depth 4-Door French Door with 21.5" Wi-Fi Enabled Touchscreen Family Hub™ Refrigerator

### Available Colors



Fingerprint Resistant Black Stainless Steel

RF23M8570SG/AA



Fingerprint Resistant Stainless Steel

RF23M8570SR/AA

### Food

See inside your refrigerator from anywhere, create and share shopping lists and order groceries on your fridge.

### Family

Create a custom home screen with Family Board, sync your family's calendar and instantly share photos on your Family Hub.

### Fun

Stream music and video, mirror your Samsung TV or phone, and answer calls hands free on your Family Hub.

### Your Home

Receive notifications from connected appliances, dim your lights, interact with your favorite smart devices and see who is at the door on your Family Hub.



## RF23M8090

23 cu. ft. Counter-Depth 4-Door French Door Refrigerator with FlexZone™

### Available Colors



Fingerprint Resistant Black Stainless Steel

RF23M8090SG/AA



Fingerprint Resistant Stainless Steel

RF23M8090SR/AA

### FlexZone™ Drawer

A flexible storage drawer with four different temperature settings and an adjustable Smart Divider to stay organized.

### AutoFill Water Pitcher

A built-in pitcher that automatically refills with filtered water and the option to infuse with a flavor of your choice.

Additional adapter required for Wi-Fi enablement.

### Built-In Look

Sleek, built-in design.

### Twin Cooling Plus®

Independent fridge and freezer controls keeps food fresher, longer.

### Polygon Handles

Provides an easy grip and beautiful style.



## RF23M8070

23 cu. ft. Counter-Depth 4-Door French Door Refrigerator with FlexZone™

### Available Colors



Fingerprint Resistant Black Stainless Steel

RF23M8070SG/AA



Fingerprint Resistant Stainless Steel

RF23M8070SR/AA



Fingerprint Resistant Tuscan Stainless Steel

RF23M8070DT/AA

### FlexZone™ Drawer

A flexible storage drawer with four different temperature settings and an adjustable Smart Divider to stay organized.

### AutoFill Water Pitcher

A built-in pitcher that automatically refills with filtered water and the option to infuse with a flavor of your choice.

Additional adapter required for Wi-Fi enablement.

### Built-In Look

Sleek, built-in design.

### Twin Cooling Plus®

Independent fridge and freezer controls keeps food fresher, longer.

### Recessed Handles

Easy to open and adds a sophisticated design to your kitchen.



## RF28R7551

28 cu. ft. 4-Door French Door with 21.5" Wi-Fi Enabled Touchscreen Family Hub™ Refrigerator

### Available Colors



Fingerprint Resistant Black Stainless Steel  
RF28R7551SG



Fingerprint Resistant Stainless Steel  
RF28R7551SR



Fingerprint Resistant Tuscan Stainless Steel  
RF28R7551DT

### Food

See inside your refrigerator from anywhere, create and share shopping lists and order groceries on your fridge.

### Family

Create a custom home screen with Family Board, sync your family's calendar and instantly share photos on your Family Hub.

### Fun

Stream music and video, mirror your Samsung TV or phone, and answer calls hands free on your Family Hub.

### Your Home

Receive notifications from connected appliances, dim your lights, interact with your favorite smart devices and see who is at the door on your Family Hub.



## RF22R7551

22 cu. ft. Counter-Depth 4-Door French Door with 21.5" Wi-Fi Enabled Touchscreen Family Hub™ Refrigerator

### Available Colors



Fingerprint Resistant Black Stainless Steel  
RF22R7551SG



Fingerprint Resistant Stainless Steel  
RF22R7551SR



Fingerprint Resistant Tuscan Stainless Steel  
RF22R7551DT

### Food

See inside your refrigerator from anywhere, create and share shopping lists and order groceries on your fridge.

### Family

Create a custom home screen with Family Board, sync your family's calendar and instantly share photos on your Family Hub.

### Fun

Stream music and video, mirror your Samsung TV or phone, and answer calls hands free on your Family Hub.

### Your Home

Receive notifications from connected appliances, dim your lights, interact with your favorite smart devices and see who is at the door on your Family Hub.



## RF28R7351

28 cu. ft. 4-Door French Door Food Showcase Refrigerator



### Food Showcase

Provides quick access to everyday items while minimizing the loss of cool air.

### FlexZone™ Drawer

A flexible storage drawer with four different temperature settings and an adjustable Smart Divider to stay organized.

### AutoFill Water Pitcher

A built-in pitcher that automatically refills with filtered water and the option to infuse with a flavor of your choice.

### Twin Cooling Plus®

Independent fridge and freezer controls keeps food fresher, longer.

### Wi-Fi and Bixby Enabled

Control and monitor your fridge remotely.



## RF22R7351

22 cu. ft. Counter-Depth 4-Door French Door Food Showcase Refrigerator



### Food Showcase

Provides quick access to everyday items while minimizing the loss of cool air.

### FlexZone™ Drawer

A flexible storage drawer with four different temperature settings and an adjustable Smart Divider to stay organized.

### AutoFill Water Pitcher

A built-in pitcher that automatically refills with filtered water and the option to infuse with a flavor of your choice.

### Twin Cooling Plus®

Independent fridge and freezer controls keeps food fresher, longer.

### Wi-Fi and Bixby Enabled

Control and monitor your fridge remotely.



## RF28R7201

28 cu. ft. 4-Door French Door with Counter-Height FlexZone™ Drawer Refrigerator

### Available Colors



Fingerprint Resistant Black Stainless Steel  
RF28R7201SG



Fingerprint Resistant Stainless Steel  
RF28R7201SR



Fingerprint Resistant Tuscan Stainless Steel  
RF28R7201DT

### FlexZone™ Drawer

A flexible storage drawer with four different temperature settings and an adjustable Smart Divider to stay organized.

### Fingerprint Resistant Finish

Helps reduce smudges and minimize cleaning.

### Twin Cooling Plus®

Independent fridge and freezer controls keeps food fresher, longer.

### Ice Max

Large capacity, stores up to 2.7 lbs. of ice.

### Wi-Fi and Bixby Enabled

Control and monitor your fridge remotely.



## RF24R7201

24 cu. ft. 4-Door French Door Counter-Depth Refrigerator

### Available Colors



Fingerprint Resistant Black Stainless Steel  
RF24R7201SG



Fingerprint Resistant Stainless Steel  
RF24R7201SR



Fingerprint Resistant Tuscan Stainless Steel  
RF24R7201DT

### FlexZone™ Drawer

A flexible storage drawer with four different temperature settings and an adjustable Smart Divider to stay organized.

### Counter-Depth Design

Offers a premium, built-in look.

### Twin Cooling Plus®

Independent fridge and freezer controls keeps food fresher, longer.

### Ice Max

Large capacity, stores up to 2.7 lbs. of ice.

### Wi-Fi and Bixby Enabled

Control and monitor your fridge remotely.





# RF25HMEDB

25 cu. ft. 4-Door French Door with FlexZone™  
Drawer Refrigerator

## Available Colors



Fingerprint  
Resistant Black  
Stainless Steel  
RF25HMEDBSG/AA



Stainless Steel  
RF25HMEDBSR/AA RF25HMEDBWW/AA



White

### FlexZone™ Drawer

A flexible storage drawer with four different temperature settings and an adjustable Smart Divider to stay organized.

### Large Capacity

Our 4-Door French Door refrigerator has enough room to fit up to 25 bags of groceries.<sup>1</sup>

### Twin Cooling Plus®

Independent fridge and freezer controls keeps food fresher, longer.

### Ice Master

Produces up to 10 lbs. of ice per day and stores up to 4.2 lbs. of ice. This space-saving design leaves more room in the refrigerator.

<sup>1</sup>Grocery comparison based on each cubic foot of usable space equaling one paper bag



# RF265BEAE

24 cu. ft. French Door Refrigerator with Family Hub™

### Available Colors



Fingerprint Resistant Black Stainless Steel  
RF265BEAESG/AA



Stainless Steel  
RF265BEAESR/AA

### Food

See inside your refrigerator from anywhere, create and share shopping lists and order groceries on your fridge.

### Family

Create a custom home screen with Family Board, sync your family's calendar and instantly share photos on your Family Hub.

### Fun

Stream music and video, mirror your Samsung TV or phone, and answer calls hands free on your Family Hub.

### Your Home

Receive notifications from connected appliances, dim your lights, interact with your favorite smart devices and see who is at the door on your Family Hub.



# RF28R6301

28 cu. ft. French Door Food Showcase Refrigerator

### Available Colors



Fingerprint Resistant Black Stainless Steel  
RF28R6301SG



Fingerprint Resistant Stainless Steel  
RF28R6301SR



Fingerprint Resistant Tuscan Stainless Steel  
RF28R6301DT

### Food Showcase Door

Provides quick access to everyday items while minimizing the loss of cool air.

### CoolSelect Pantry™

Full-width drawer with three temperature control settings to chill or defrost food to ideal temperatures.

### AutoFill Water Pitcher

A built-in pitcher that automatically refills with filtered water.

### Metal Cooling

Stainless steel paneling helps maintain consistent temperature throughout the refrigerator.

### Twin Cooling Plus®

Independent fridge and freezer controls keep food fresher longer.



## RF23R6301

23 cu. ft. Counter-Depth French Door Food Showcase Refrigerator

### Available Color



Fingerprint Resistant Stainless Steel  
RF23R6301SR

### Food Showcase Door

Provides quick access to everyday items while minimizing the loss of cool air.

### CoolSelect Pantry™

Full-width drawer with three temperature control settings to chill or defrost food to ideal temperatures.

### AutoFill Water Pitcher

A built-in pitcher that automatically refills with filtered water.

### Metal Cooling

Stainless steel paneling helps maintain consistent temperature throughout the refrigerator.

### Twin Cooling Plus®

Independent fridge and freezer controls keep food fresher longer.



## RF28R6201

28 cu. ft. French Door Refrigerator with CoolSelect Pantry™

### Available Colors



Fingerprint Resistant Black Stainless Steel  
RF28R6201SG



Fingerprint Resistant Stainless Steel  
RF28R6201SR



Fingerprint Resistant Tuscan Stainless Steel  
RF28R6201DT



White  
RF28R6201WW

### CoolSelect Pantry™

Full-width drawer with three temperature control settings to chill or defrost food to ideal temperatures.

### Fingerprint Resistant Finish

Helps reduce smudges and minimize cleaning.

### Twin Cooling Plus®

Independent fridge and freezer controls keep food fresher longer.

### Ice Max

Large capacity, stores up to 4.2 lbs. of ice.

### Wi-Fi and Bixby Enabled

Control and monitor your fridge remotely.



## RF23R6201

23 cu. ft. Counter-Depth French Door Refrigerator with CoolSelect Pantry™

### Available Colors



Fingerprint Resistant Black Stainless Steel  
RF23R6201SG



Fingerprint Resistant Stainless Steel  
RF23R6201SR



Fingerprint Resistant Tuscan Stainless Steel  
RF23R6201DT



White  
RF23R6201WW

### CoolSelect Pantry™

Full-width drawer with three temperature control settings to chill or defrost food to ideal temperatures.

### Counter-Depth Design

Offers a premium, built-in look.

### Fingerprint Resistant Finish

Helps reduce smudges and minimize cleaning.

### Twin Cooling Plus®

Independent fridge and freezer controls keep food fresher longer.

### Ice Max

Large capacity, stores up to 2.7 lbs. of ice.



## RF263BEAE

25 cu. ft. French Door Refrigerator with External Water & Ice Dispenser

### Available Colors



Fingerprint Resistant Black Stainless Steel  
RF263BEAESG



Stainless Steel  
RF263BEAESR



White  
RF263BEAEWW/AA

### CoolSelect Pantry™

Full-width drawer with three temperature control settings to chill or defrost food to ideal temperatures.

### Auto Pull-Out Freezer Drawer

Automatically slides out for easy access, organization and storage.

### Twin Cooling Plus®

Independent fridge and freezer controls keep food fresher longer.

### Ice Master

Produces up to 10 lb. of ice per day and stores up to 4.2 lb. of ice. This space-saving design leaves more room in the refrigerator.



Most Efficient  
2018  
[www.energystar.gov](http://www.energystar.gov)



## RF261BEAE

26 cu. ft. French Door Refrigerator with Internal Filtered Water



### CoolSelect Pantry™

Full-width drawer with three temperature control settings to chill or defrost food to ideal temperatures.

### High-Efficiency LED Lighting

Brighter, cooler and more energy-efficient.

### Auto Pull-Out Freezer Drawer

Automatically slides out for easy access, organization and storage.

### Twin Cooling Plus®

Independent fridge and freezer controls keep food fresher longer.


### Internal Water Dispenser

Get fresh, filtered water directly from the refrigerator.



## RF260BEAE

26 cu. ft. French Door Refrigerator with Filtered Ice Maker



### CoolSelect Pantry™

Full-width drawer with three temperature control settings to chill or defrost food to ideal temperatures.

### High-Efficiency LED Lighting

Brighter, cooler and more energy-efficient.

### Auto Pull-Out Freezer Drawer

Automatically slides out for easy access, organization and storage.

### Twin Cooling Plus®

Independent fridge and freezer controls keep food fresher longer.





# RF220NCTA

30"-Wide, 22 cu. ft. Capacity French Door Refrigerator

### Available Colors



Fingerprint Resistant Black Stainless Steel  
RF220NCTASG/AA



Stainless Steel  
RF220NCTASR/AA



White  
RF220NCTAWW/AA

### Sleek and Roomy

Beautiful, sleek design fits any kitchen décor and has enough room to fit up to 22 bags of groceries.<sup>1</sup>

### High-Efficiency LED Lighting

Brighter, cooler and more energy-efficient.

### Wide Open Pantry

Store long, flat and wide food items.

### Automatic Filtered Ice Maker

Produces up to 3.7 lbs. of ice per day and stores up to 4.2 lbs. of ice.

<sup>1</sup>Grocery comparison based on each cubic foot of usable space equaling one paper bag



# RF26J7500

33"-Wide, 26 cu. ft. French Door Refrigerator with CoolSelect Pantry™

### Available Colors



Stainless Steel  
RF26J7500SR



White  
RF26J7500WW

### CoolSelect Pantry™

Full-width drawer with three temperature control settings to chill or defrost food to ideal temperatures.

### High-Efficiency LED Lighting

Brighter, cooler and more energy-efficient.

### Large Capacity

Our 3-door French Door refrigerator has enough room to fit up to 26 bags of groceries.<sup>1</sup>

### Twin Cooling Plus®

Independent fridge and freezer controls keep food fresher longer.

### Ice Master

Produces up to 9.9 lbs. of ice per day and stores up to 4.2 lbs. of ice. This space-saving design leaves more room in the refrigerator.

<sup>1</sup>Grocery comparison based on each cubic foot of usable space equaling one paper bag



## RF20HFENB

33"-Wide, 20 cu. ft. Capacity French Door Refrigerator

### Available Colors



Fingerprint  
Resistant Black  
Stainless Steel  
RF20HFENBSG



Stainless Steel  
RF20HFENBSR



White  
RF20HFENBWW

### 20 cu. ft. Capacity

Stores up to 20 bags of groceries<sup>1</sup> in a sleek 33" wide model.

### LED Lighting

LED lighting designed to beautifully light up the interior of your fridge so you can quickly spot what you want.

### Twin Cooling Plus®

Independent fridge and freezer controls keep food fresher longer.

### Automatic Filtered Ice Maker

Produces up to 3.3 lbs of ice per day and stores up to 5.5 lbs. of ice.

<sup>1</sup>Grocery comparison based on each cubic foot of usable space equaling one paper bag



## RF18HFENB

33"-Wide, 18 cu. ft. Counter-Depth French Door Refrigerator

### Available Colors



Fingerprint  
Resistant Black  
Stainless Steel  
RF18HFENBSG



Stainless Steel  
RF18HFENBSR



White  
RF18HFENBWW

### 18 cu. ft. Capacity

Stores up to 18 bags of groceries<sup>1</sup> in a sleek 33" wide model.

### Counter-Depth Design

Offers a premium, built-in look.

### LED Lighting

LED lighting designed to beautifully light up the interior of your fridge so you can quickly spot what you want.

### Twin Cooling Plus®

Independent fridge and freezer controls keep food fresher longer.

<sup>1</sup>Grocery comparison based on each cubic foot of usable space equaling one paper bag



## RH22H9010

22 cu. ft. Counter-Depth Side-By-Side Food Showcase Refrigerator with Metal Cooling



### Available Colors



Fingerprint Resistant Black Stainless Steel  
RH22H9010SG/AA



Fingerprint Resistant Stainless Steel  
RH22H9010SR/AA

### Food Showcase

An outer door provides quick and easy access to on-the-go items.

### Counter-Depth

The stylish counter-depth design allows for more workable space in the kitchen and has enough room to fit up to 22 bags of groceries.\*

### Metal Cooling

Stainless steel paneling locks in cold and seals in freshness.

### High-Efficiency LED Lighting

Brighter, cooler and more energy-efficient.

### Automatic In-Door Ice Maker

Maximizes freezer space, leaving more room for frozen foods and offers convenient access to ice, right inside the door. It can produce up to 4.4 lbs. of ice per day and stores up to 5.5 lbs. of ice.

\*Grocery comparison based on each cubic foot of usable space equaling one paper bag



## RS22HDHPN

22 cu. ft. Counter-Depth Side-By-Side Refrigerator



### Available Colors



Stainless Steel  
RS22HDHPNSR/AA



White  
RS22HDHPNWW/AA

### Large Capacity

Store up to 22 bags of groceries<sup>1</sup> in a sleek 36"-wide model.

### Counter-Depth

Get more workspace while enhancing your kitchen's look with our counter-depth refrigerator design.

### LED Tower Lighting

Gently brightens every corner of your refrigerator while reducing heat and energy output. Its space-saving design leaves more room for groceries.

### Twin Cooling Plus®

Maintains high levels of refrigerator humidity to keep perishable fruits and vegetables fresher longer. Dry freezer conditions mean less freezer burn for better-tasting frozen foods.<sup>2</sup>

### Automatic In-Door Ice Maker

Maximizes freezer space, leaving more room for frozen foods and offers convenient access to ice, right inside the door.

<sup>1</sup>Grocery comparison based on each cubic foot of usable space equaling one paper bag

<sup>2</sup>Compared to single-evaporator cooling systems



# RS25J500D

25 cu. ft. Side-By-Side Refrigerator with LED Lighting

## Available Colors



Fingerprint Resistant Black Stainless Steel  
RS25J500DSG/AA



Stainless Steel  
RS25J500DSR/AA



White  
RS25J500DWW/AA

### Large Capacity

Stores up to 25 bags of groceries\* in a sleek 36"-wide model.

### Two Humidity-Controlled Crisper Drawers

Keep your produce crisp and fresh with ideal storage space for all your fruits and vegetables.

### LED Lighting

Beautifully brightens virtually every corner of your refrigerator so you're able to quickly spot what you want. It also emits less heat and is more energy-efficient than conventional lighting.

### Digital LED Display

Conveniently located above the water and ice dispenser on the refrigerator door.

### External Water and Ice Dispenser

Get great-tasting filtered water directly from your refrigerator. Spend less time and money buying bottled water.



\*Grocery comparison based on each cubic foot of usable space equaling one paper bag

# RT21M6215

21 cu. ft. Top-Freezer Refrigerator with FlexZone™

### Available Colors



Fingerprint Resistant Black Stainless Steel  
RT21M6215SG/AA



Fingerprint Resistant Stainless Steel  
RT21M6215SR/AA



White  
RT21M6215WW/AA

### FlexZone™

Versatile fridge compartment that converts freezer to fridge.

### Slide & Reach Pantry

Easily access all your favorite foods.

### 2016 ENERGY STAR® Certified

Meets the strict 2016 energy efficiency specifications and standards.

### Twin Cooling Plus®

Maintains high levels of refrigerator humidity to keep perishable fruits and vegetables fresher longer. Dry freezer conditions mean less freezer burn for better-tasting frozen foods.\*

### Automatic Ice Maker

Produces up to 3.75 lbs. of ice per day.

\*Compared to single-evaporator cooling systems



Most Efficient  
2018  
[www.energystar.gov](http://www.energystar.gov)



# RT18M6215

18 cu. ft. Top-Freezer Refrigerator with FlexZone™

### Available Colors



Fingerprint Resistant Black Stainless Steel  
RT18M6215SG/AA



Fingerprint Resistant Stainless Steel  
RT18M6215SR/AA



White  
RT18M6215WW/AA

### FlexZone™

Versatile fridge compartment that converts freezer to fridge.

### Slide & Reach Pantry

Easily access all your favorite foods.

### 2016 ENERGY STAR® Certified

Meets the strict 2016 energy efficiency specifications and standards.

### Twin Cooling Plus®

Maintains high levels of refrigerator humidity to keep perishable fruits and vegetables fresher longer. Dry freezer conditions mean less freezer burn for better-tasting frozen foods.\*

### Automatic Ice Maker

Produces up to 3.75 lbs. of ice per day.

\*Compared to single-evaporator cooling systems



Most Efficient  
2018  
[www.energystar.gov](http://www.energystar.gov)



## RT21M6213

21 cu. ft. Top-Freezer Refrigerator with FlexZone™

### Available Colors



Fingerprint Resistant Black Stainless Steel  
RT21M6213SG/AA



Fingerprint Resistant Stainless Steel  
RT21M6213SR/AA



White  
RT21M6213WW/AA

### FlexZone™

Versatile fridge compartment that converts freezer to fridge.

### Slide & Reach Pantry

Easily access all your favorite foods.

### 2016 ENERGY STAR® Certified

Meets the strict 2016 energy efficiency specifications and standards.

### Twin Cooling Plus®

Maintains high levels of refrigerator humidity to keep perishable fruits and vegetables fresher longer. Dry freezer conditions mean less freezer burn for better-tasting frozen foods.\*

\*Compared to single-evaporator cooling systems



Most Efficient  
2018  
[www.energystar.gov](http://www.energystar.gov)



## RT18M6213

18 cu. ft. Top-Freezer Refrigerator with FlexZone™

### Available Colors



Fingerprint Resistant Black Stainless Steel  
RT18M6213SG/AA



Fingerprint Resistant Stainless Steel  
RT18M6213SR/AA



White  
RT18M6213WW/AA

### FlexZone™

Versatile fridge compartment that converts freezer to fridge.

### Slide & Reach Pantry

Easily access all your favorite foods.

### 2016 ENERGY STAR® Certified

Meets the strict 2016 energy efficiency specifications and standards.

### Twin Cooling Plus®

Maintains high levels of refrigerator humidity to keep perishable fruits and vegetables fresher longer. Dry freezer conditions mean less freezer burn for better-tasting frozen foods.\*

\*Compared to single-evaporator cooling systems



Most Efficient  
2018  
[www.energystar.gov](http://www.energystar.gov)







# WV60M9900/DV60M9900

FlexWash™ Washer + FlexDry™ Dryer

## Available Colors



Fingerprint  
Resistant Black  
Stainless Steel  
WV60M9900AV  
DVE60M9900V  
DVG60M9900V



White  
WV60M9900AW  
DVE60M9900W  
DVG60M9900W



## Washer

### FlexWash™

Two washers in one let you wash separate loads at the same time.

### 6.0 cu. ft. Total Capacity

5.0 + 1.0 cu. ft. upper and lower washers mean fewer washes, less time in the laundry room and more time for you.

### Super Speed

Wash a full load in just 30 minutes,<sup>1</sup> without sacrificing cleaning performance.

## Dryer

### FlexDry™

Two dryers in one let you dry delicates and everyday garments at the same time.

### Delicate Dryer

Flat dry delicates, sweaters and accessories to prevent items from shrinking and fabric damage.

### Multi-Steam™ Technology

Steam away wrinkles, odors, bacteria and static.



<sup>1</sup>Based on using Super Speed on the Normal cycle with an 8-lb. load.

# WV55M9600/DV55M9600

FlexWash™ Washer + FlexDry™ Dryer

## Available Colors



Fingerprint  
Resistant Black  
Stainless Steel  
WV55M9600AV  
DVE55M9600V  
DVG55M9600V



White  
WV55M9600AW  
DVE55M9600W  
DVG55M9600W



## Washer

### FlexWash™

Two washers in one let you wash separate loads at the same time.

### 5.5 cu. ft. Total Capacity

4.5 + 1.0 cu. ft. upper and lower washers mean fewer washers, less time in the laundry room and more time for you.

### Steam Wash

Powerful stain removal without pretreatment, while still gentle on clothing.

---

## Dryer

### FlexDry™

Two dryers in one let you dry delicates and everyday garments at the same time.

### Delicate Dryer

Flat dry delicates, sweaters and accessories to prevent items from shrinking and fabric damage.

### Multi-Steam™ Technology

Steam away wrinkles, odors, bacteria and static.



# WF50R8500/DV50R8500

Smart Front Load Washer and Dryer

## Available Colors



Fingerprint Resistant Black Stainless Steel  
WF50R8500AV  
DV50R8500V



White  
WF50R8500AW  
DV50R8500W



## Washer

### 5.0 cu. ft. Capacity

Fewer loads mean less time in the laundry room and more time for you.

### Super Speed

Wash a full load in as little as 30 minutes<sup>1</sup>, without sacrificing cleaning performance.

### Bixby Enabled

Wi-Fi connected so you can remotely start or stop your cycle, schedule laundry on your time, receive end of cycle alerts, and more, right from your smartphone.<sup>2</sup>

## Dryer

### Bixby Enabled

Wi-Fi connected so you can remotely start or stop your cycle, schedule laundry on your time, receive end of cycle alerts, and more, right from your smartphone.<sup>2</sup>

### Steam Sanitize+

The Steam Sanitize+ cycle removes 99.9% of germs and bacteria, over 95% of pollen, and kills 100% of dust mites<sup>3</sup>. Multi-Steam Technology steams away wrinkles, odors, and static.

### Sensor Dry

Automatically optimizes the time and temperature of your drying cycle to protect your clothes from heat damage, while avoiding excess energy use.



<sup>1</sup>Based on using Super Speed on a normal cycle with an 8 lb load.

<sup>2</sup>The Samsung SmartThings application is required and is available on Android and iOS devices. A Wi-Fi connection is required. User will be solely responsible for any consequence(s) that may result, including but not limited to any damage or harm caused by incorrect information provided by the user.

<sup>3</sup>Based on internal testing and independently verified by Intertek. Individual results may vary.

# WF45K6500/DV45K6500

AddWash™ Front Load Washer and Dryer

## Available Colors



Fingerprint  
Resistant Black  
Stainless Steel  
WF45K6500AV  
DV45K6500EV  
DV45K6500GV



White  
WF45K6500AW  
DV45K6500EW  
DV45K6500GW



## Washer

### AddWash™

The AddWash™ door eliminates the need to do an extra load of laundry just because you forgot an item. Now you can conveniently add in forgotten laundry after the cycle has begun, without starting all over again.

### Super Speed

Wash a full load in just 36 minutes,<sup>1</sup> without sacrificing cleaning performance.

### 4.5 cu. ft. Capacity

Fewer loads mean less time in the laundry room and more time for you.

## Dryer

### ENERGY STAR® Certified

Meets the strict energy efficiency specifications and standards.<sup>2</sup>

### Multi-Steam™ Technology

Steam away wrinkles, odors, bacteria and static.

### Vent Sensor

Continuously monitors the condition of your dryer's air duct to ensure it is operating safely and efficiently.



<sup>1</sup>Based on using Super Speed on the Normal cycle with an 8-lb. load.

<sup>2</sup>Visit [www.energystar.gov](http://www.energystar.gov) for more information on ENERGY STAR® guidelines.

# WF45R6300/DV45R6300

Smart Front Load Washer and Dryer



## Washer

### Super Speed

Wash a full load in as little as 30 minutes<sup>1</sup>, without sacrificing cleaning performance.

### Steam Wash

Powerful stain removal without pretreatment, while still gentle on clothing.

### Bixby Enabled

Wi-Fi connected so you can receive end of cycle alerts, remotely start or stop your cycle, schedule laundry on your time and more, right from your smartphone.<sup>2</sup>

## Dryer

### Bixby Enabled

Wi-Fi connected so you can remotely start or stop your cycle, schedule laundry on your time, receive end of cycle alerts, and more, right from your smartphone.<sup>2</sup>

### Steam Sanitize+

The Steam Sanitize+ cycle removes 99.9% of germs and bacteria, over 95% of pollen, and kills 100% of dust mites<sup>3</sup>. Multi-Steam Technology steams away wrinkles, odors, and static.

### Sensor Dry

Automatically optimizes the time and temperature of your drying cycle to protect your clothes from heat damage, while avoiding excess energy use.



<sup>1</sup>Based on using Super Speed on a normal cycle with an 8lb load.

<sup>2</sup>The Samsung SmartThings application is required and is available on Android and iOS devices. A Wi-Fi connection is required. User will be solely responsible for any consequence(s) that may result, including but not limited to any damage or harm caused by incorrect information provided by the user.

<sup>3</sup>Based on internal testing and independently verified by Intertek. Individual results may vary.



# WF45R6100/DV45R6100

Front Load Washer and Dryer

## Available Colors



Platinum

WF45R6100A  
DVE45R6100P  
DVG45R6100P



Champagne

WF45R6100AC  
DVE45R6100C  
DVG45R6100C



White

WF45R6100AW  
DVE45R6100W  
DVG45R6100W



## Washer

### Steam Wash

Powerful stain removal without pretreatment, while still gentle on clothing.

### Self Clean+

Keeps your washer drum fresh and clean by eliminating 99% of bacteria.<sup>1</sup> Will also send a reminder to clean the drum every forty wash cycles.

### Smart Care

Easy troubleshooting from the convenience of your smartphone.<sup>2</sup> Smart Care interacts with your washer and dryer to perform an immediate diagnosis and offer quick solutions.

## Dryer

### Steam Sanitize+

The Steam Sanitize+ cycle removes 99.9% of germs and bacteria, over 95% of pollen, and kills 100% of dust mites<sup>3</sup>. Multi-Steam Technology steams away wrinkles, odors, and static.

### Sensor Dry

Automatically optimizes the time and temperature of your drying cycle to protect your clothes from heat damage, while avoiding excess energy use.

### Smart Care

Easy troubleshooting from the convenience of your smartphone.<sup>2</sup> Smart Care interacts with your washer and dryer to perform an immediate diagnosis and offer quick solutions.



<sup>1</sup>Requires Samsung Smart Washer/Dryer App. The Samsung Smart Washer/Dryer app supports Android OS 2.3.6 or later and iOS 3 or later for iPhone models. Smart Washer/Dryer App available in App Store and Play Store.

<sup>2</sup>Based on testing by Intertek of the Self Clean+ cycle on the WF6000R.

<sup>3</sup>Based on internal testing and independently verified by Intertek.

Individual results may vary.

# WF42H5000/DV42H5000

Front Load Washer and Dryer

Available Color



White

WF42H5000AW  
DV42H5000EW  
DV42H5000GW



## Washer

### Smart Care

Easy trouble shooting from the convenience of your smartphone<sup>1</sup>. Smart Care interacts with your washer and dryer to perform an immediate diagnosis and offer quick solutions.

### Self Clean+

Keeps your washer drum fresh and clean.

### Vibration Reduction Technology™

Reduces noise and vibration for quiet washing.

---

## Dryer

### Smart Care

Easy trouble shooting from the convenience of your smartphone<sup>1</sup>. Smart Care interacts with your washer and dryer to perform an immediate diagnosis and offer quick solutions.

### Sensor Dry

Automatically optimizes the time and temperature of your drying cycle to protect your clothes from heat damage, while avoiding excess energy use.

### 9 Preset Drying Cycles

More cycles to best suit your drying needs.



<sup>1</sup>Requires Samsung Smart Washer/Dryer App. The Samsung Smart Washer/Dryer app supports Android OS 2.3.6 or later and iOS 3 or later for iPhone models. Smart Washer/Dryer App available in App Store and Play Store.

# WW22N6850/DVE22N6850/DV22N6850H

24" Front Load Washer/ Vented Dryer – Electric/Ventless Dryer – Heat Pump

Available Color



Inox Grey  
WW22N6850QX  
DVE22N6850X  
DV22N6850HX



## Washer

### QuickDrive™

Assists in washing up to 35% faster<sup>1</sup> without compromising cleaning performance.

### Q-rator

Choose clothing and fabric type, and the cycle is auto-configured for optimal performance.

### PowerFoam™

Enhances your detergent to penetrate and cleanse fabric more deeply.

## Dryer

### Smart Care

Easy trouble shooting from the convenience of your smartphone<sup>2</sup>. Smart Care interacts with your washer and dryer to perform an immediate diagnosis and offer quick solutions.

### Sensor Dry

Automatically optimizes the time and temperature of your drying cycle to protect your clothes from heat damage, while avoiding excess energy use.

### 14 Preset Drying Cycles

More cycles to cover almost every drying need for your active family.



<sup>1</sup>Tested on Samsung WW6850N compared with WW6800K. Saves up to 35% time on Heavy Duty (hot, 6-lb load) with a washing performance equal to or better than WW6800K, based on UL data referring to AHAM HLW-1-2013

<sup>2</sup>A Samsung application account is necessary and available on Android and iPhone devices. A network connection is required. App stores user data, preferences and usage patterns to suggest the useful options. Q-rator available Washer and Heat pump dryer only.

# WW22K6800/DV22K6800E/DV22N6800H

24" Front Load Washer/Vented Dryer – Electric/Ventless Dryer – Heat Pump

Available Color



White

WW22K6800AW  
DV22K6800EW  
DV22N6800HW



## Washer

### Steam Wash

Powerful stain removal without pretreatment, while still gentle on clothing.

### Super Speed

Wash a full load of laundry in just 40 minutes,<sup>1</sup> without sacrificing cleaning performance.

### Vibration Reduction Technology Plus™

Reduces noise and vibration for quiet washing.

---

## Dryer

### Smart Care

Easy trouble shooting from the convenience of your smartphone<sup>2</sup>. Smart Care interacts with your washer and dryer to perform an immediate diagnosis and offer quick solutions.

### Sensor Dry

Automatically optimizes the time and temperature of your drying cycle to protect your clothes from heat damage, while avoiding excess energy use.

### 12 Preset Drying Cycles

More cycles to cover almost every drying need for your active family.



<sup>1</sup>Normal 58-minute wash can now be completed in as little as 40 minutes on the WW22K6800.

<sup>2</sup>Requires Samsung Smart Washer/Dryer App. The Samsung Smart Washer/Dryer app supports Android OS 2.3.6 or later and iOS 3 or later for iPhone models. Smart Washer/Dryer App available in App Store and Play Store.

# WA54R7600/DV54R7600

Top Load Washer and Dryer

## Available Colors



Fingerprint Resistant Black Stainless Steel  
WA54R7600AV  
DVE54R7600V  
DVG54R7600V



Champagne  
WA54R7600AC  
DVE54R7600C  
DVG54R7600C



White  
WA54R7600AW  
DVE54R7600W  
DVG54R7600W



## Washer

### 5.4 cu. ft. Capacity

Fewer loads mean less time in the laundry room and more time for you.

### Super Speed

Wash a full load in as little as 36 minutes<sup>1</sup>, without sacrificing cleaning performance.

### Steam Wash

Powerful stain removal, while still gentle on clothing.

## Dryer

### Steam Sanitize+

The Steam Sanitize+ cycle removes 99.9% of germs and bacteria, over 95% of pollen, and kills 100% of dust mites<sup>2</sup>. Multi-Steam Technology steams away wrinkles, odors, and static.

### Sensor Dry

Automatically optimizes the time and temperature of your drying cycle to protect your clothes from heat damage, while avoiding excess energy use.

### Vent Sensor

Continuously monitors the condition of the air duct to ensure it's operating safely and efficiently.



<sup>1</sup>Based on using Super Speed on a Normal cycle with an 8lb load.

<sup>2</sup>Based on internal testing and independently verified by Intertek. Individual results may vary.

# WA54R7200/DV54R7200

Top Load Washer and Dryer

## Available Colors



Fingerprint  
Resistant Black  
Stainless Steel  
WA54R7200AV  
DVE54R7200V  
DVG54R7200V



White  
WA54R7200AW  
DVE54R7200W  
DVG54R7200W



## Washer

### 5.4 cu. ft. Capacity

Fewer loads mean less time in the laundry room and more time for you.

### Active WaterJet

Built-in water faucet lets you easily pretreat soiled or stained clothes with a press of a button.

### Deep Fill

Choose to maximize the water level used during the washing cycle. Automatically adds extra water at the right time to ensure that all your items are thoroughly soaked.

---

## Dryer

### Steam Sanitize+

The Steam Sanitize+ cycle removes 99.9% of germs and bacteria, over 95% of pollen, and kills 100% of dust mites<sup>1</sup>. Multi-Steam Technology steams away wrinkles, odors, and static.

### Sensor Dry

Automatically optimizes the time and temperature of your drying cycle to protect your clothes from heat damage, while avoiding excess energy use.

### Vent Sensor

Continuously monitors the condition of the air duct to ensure it's operating safely and efficiently.



<sup>1</sup>Based on internal testing and independently verified by Intertek. Individual results may vary.



# WA52M7750/DV52M7750

activewash™ Top Load Washer and Dryer

## Available Colors



Fingerprint  
Resistant Black  
Stainless Steel  
WA52M7750AV/A4  
DVE52M7750V/A3  
DVG52M7750V/A3



White  
WA52M7750AW/A4  
DVE52M7750W/A3  
DVG52M7750W/A3



## Washer

### activewash™

A built-in sink right inside your washer for all your stain removal and pre-treating needs.

### Steam Wash

Powerful stain removal without pretreatment, while still gentle on clothing.

### Vibration Reduction Technology Plus™

Reduces noise and vibration for quiet washing.

---

## Dryer

### ENERGY STAR® Certified

Meets the strict, energy efficiency specifications and standards.\*

### Multi-Steam™ Technology

Steam away wrinkles, odors, bacteria and static.

### Eco Dry

Uses up to 25% less energy for every load.



\*Visit [www.energystar.gov](http://www.energystar.gov) for more information on ENERGY STAR® guidelines.

# WA50R5400/DV50R5400

Top Load Washer and Dryer

## Available Colors



Fingerprint  
Resistant Black  
Stainless Steel  
WA50R5400AV  
DVE50R5400V  
DVG50R5400V



White  
WA50R5400AW  
DVE50R5400W  
DVG50R5400W

## Washer

### Super Speed

Wash a full load in as little as 36 minutes<sup>1</sup>, without sacrificing cleaning performance.

### Active WaterJet

Built-in water faucet lets you easily pretreat soiled or stained clothes with a press of a button.

### EZ Access

Our new EZ Access tub design allows you to easily reach the bottom of the washer tub to remove your clothes after the cycle finishes.

---

## Dryer

### Steam Sanitize+

The Steam Sanitize+ cycle removes 99.9% of germs and bacteria, over 95% of pollen, and kills 100% of dust mites<sup>2</sup>. Multi-Steam Technology steams away wrinkles, odors, and static.

### Sensor Dry

Automatically optimizes the time and temperature of your drying cycle to protect your clothes from heat damage, while avoiding excess energy use.

### 12 Preset Drying Cycles

Makes it easy to give each fabric type the right care needed for your family.



<sup>1</sup>Based on using Super Speed on a Normal cycle with an 8lb load.

<sup>2</sup>Based on internal testing and independently verified by Intertek. Individual results may vary.

# WA50R5200/DVE50R5200

Top Load Washer and Dryer

Available Color



White

WA50R5200AW  
DVE50R5200W  
DVG50R5200W



## Washer

### 5.0 cu. ft. Capacity

Fewer loads mean less time in the laundry room and more time for you.

### Active WaterJet

Built-in water faucet lets you easily pretreat soiled or stained clothes with a press of a button.

### EZ Access

Our new EZ Access tub design allows you to easily reach the bottom of the washer tub to remove your clothes after the cycle finishes.

---

## Dryer

### Sensor Dry

Automatically optimizes the time and temperature of your drying cycle to protect your clothes from heat damage, while avoiding excess energy use.

### 10 Preset Drying Cycles

Makes it easy to give each fabric type the right care needed for your family.

### Smart Care

Easy troubleshooting from the convenience of your smartphone.<sup>1</sup> Smart Care interacts with your washer and dryer to perform an immediate diagnosis and offer quick solutions.



<sup>1</sup>Requires Samsung Smart Washer/Dryer App. The Samsung Smart Washer/Dryer app supports Android OS 2.3.6 or later and iOS 3 or later for iPhone models. Smart Washer/Dryer App available in App Store and Play Store.

# WA45N3050/DV40J3000

Top Load Washer and Dryer

Available Color



White  
WA45N3050AW  
DV40J3000EW  
DV40J3000GW

## Washer

### 4.5 cu. ft. Capacity

Fewer loads mean less time in the laundry room and more time for you.

### Vibration Reduction Technology Plus™

Reduces noise and vibration for quiet washing.

### Self Clean

Keeps your washer tub fresh and clean. Will also send a reminder to clean the drum every forty wash cycles.

---

## Dryer

### Sensor Dry

Automatically optimizes the time and temperature of your drying cycle to protect your clothes from heat damage, while avoiding excess energy use.

### 8 Preset Drying Cycles

Makes it easy to give each fabric type the right care needed for your family.

### 7.2 cu. ft. Capacity

Fewer loads mean less time in the laundry room and more time for you.





# VR2AK9350WK

POWERbot Turbo Robotic Vacuum

Available Color



Ebony Copper  
VR2AK9350WK/AA

### World's Most Powerful Robotic Suction

Delivers 70x more powerful cleaning on all floor types when compared to a conventional robot vacuum with a circular design.<sup>1</sup>

### Visionary Mapping™ Plus and FullView Sensor™ 2.0

Creates optimal cleaning path and avoids obstacles.

### CycloneForce™ Technology

More consistent power with less clogging.<sup>2</sup>

### Point Cleaning™

Simply point for on-demand vacuum cleaning.

### Wi-Fi Connectivity with Select & Go

Remotely select rooms you want to clean with your smartphone.

<sup>1</sup>Tested internally on Samsung POWERbot VR9000 and Samsung conventional VR10F71UCAC  
<sup>2</sup>Than our previous model



# VR2AJ9250WW

POWERbot Robotic Vacuum

Available Color



Airborne Copper  
VR2AJ9250WW/AA

### 50x More Powerful Robotic Suction

Delivers 50x more powerful cleaning on all floor types when compared to a conventional robot vacuum with a circular design.

### Visionary Mapping™ Plus and FullView Sensor™ 2.0

Creates optimal cleaning path and avoids obstacles.

### CycloneForce™ Technology

More consistent power with less clogging.<sup>2</sup>

### Point Cleaning™

Simply point for on-demand vacuum cleaning.

### Wi-Fi Connectivity

Remotely control your robotic vacuum with your smartphone.

<sup>1</sup>Tested internally on Samsung POWERbot VR9000 and Samsung conventional VR10F71UCAC  
<sup>2</sup>Than our previous model





# VR2AM7090WD

POWERbot Pet Robotic Vacuum

Available Color



Satin Gold  
VR2AM7090WD/AA

## 40x More Powerful Robotic Suction

Delivers 40x more powerful cleaning on all floor types when compared to a conventional robot vacuum with a circular design.<sup>1</sup>

## Edge Clean Master

An innovative rubber blade extends out to clean hard-to-reach areas, like corners and along the edges of the wall.

## Self-Clean Brush

Automatically detangles and removes pet hair that collects around the brush.

## Visionary Mapping™ Plus and FullView Sensor™ 2.0

Onboard camera and multiple sensors create the ideal cleaning path for multi-room cleaning while avoiding obstacles along the way. Coverage map shows you where POWERbot has cleaned.

## Wi-Fi Connectivity

Remotely control your robot vacuum on your smartphone<sup>2</sup> or through voice-enabled devices such as Bixby, Amazon Alexa or the Google Assistant.<sup>3</sup>

<sup>1</sup>Tested internally on Samsung POWERbot VR7000 and Samsung conventional VR10F71UCAC

<sup>2</sup>Through SmartThings app

<sup>3</sup>Amazon Alexa devices, Bixby devices and the Google Assistant devices sold separately



# VR2AM7070WS

POWERbot Pet Robotic Vacuum

Available Color



Satin Titanium  
VR2AM7070WS/AA

## 40x More Powerful Robotic Suction

Delivers 40x more powerful cleaning on all floor types when compared to a conventional robot vacuum with a circular design.<sup>1</sup>

## Edge Clean Master

An innovative rubber blade extends out to clean hard-to-reach areas, like corners and along the edges of the wall.

## Self-Clean Brush

Automatically detangles and removes pet hair that collects around the brush.

## Visionary Mapping™ Plus and FullView Sensor™ 2.0

Onboard camera and multiple sensors create the ideal cleaning path for multi-room cleaning while avoiding obstacles along the way. Coverage map shows you where POWERbot has cleaned.

## Wi-Fi Connectivity

Remotely control your robot vacuum on your smartphone<sup>2</sup> or through voice-enabled devices such as Bixby, Amazon Alexa or the Google Assistant.<sup>3</sup>

<sup>1</sup>Tested internally on Samsung POWERbot VR7000 and Samsung conventional VR10F71UCAC

<sup>2</sup>Through SmartThings app

<sup>3</sup>Amazon Alexa devices, Bixby devices and the Google Assistant devices sold separately



# VR2AM7065WS

POWERbot Robotic Vacuum

Available Color



Satin Titanium  
VR2AM7065WS/AA

## 40x More Powerful Robotic Suction

Delivers 40x more powerful cleaning on all floor types when compared to a conventional robot vacuum with a circular design.<sup>1</sup>

## Edge Clean Master

An innovative rubber blade extends out to clean hard-to-reach areas, like corners and along the edges of the wall.

## Visionary Mapping™ Plus and FullView Sensor™ 2.0

Onboard camera and multiple sensors create the ideal cleaning path for multi-room cleaning while avoiding obstacles along the way. Coverage map shows you where POWERbot has cleaned.

## Wi-Fi Connectivity

Remotely control your robot vacuum on your smartphone<sup>2</sup> or through voice-enabled devices such as Bixby, Amazon Alexa or the Google Assistant.<sup>3</sup>

<sup>1</sup>Tested internally on Samsung POWERbot VR7000 and Samsung conventional VR10F71UCAC

<sup>2</sup>Through SmartThings app

<sup>3</sup>Amazon Alexa devices, Bixby devices and the Google Assistant devices sold separately



# VR1AM7040WG

POWERbot Robotic Vacuum

Available Color



Neutral Gray  
VR1AM7040WG/AA

## 20x More Powerful Robotic Suction

Delivers 20x more powerful cleaning on all floor types when compared to a conventional robot vacuum with a circular design.<sup>1</sup>

## Edge Clean Master

An innovative rubber blade extends out to clean hard-to-reach areas, like corners and along the edges of the wall.

## Visionary Mapping™ Plus and FullView Sensor™ 2.0

Onboard camera and multiple sensors create the ideal cleaning path for multi-room cleaning while avoiding obstacles along the way. Coverage map shows you where POWERbot has cleaned.

## CycloneForce™ Technology

More consistent power with less clogging.<sup>2</sup>

## Wi-Fi Connectivity

Remotely control your robot vacuum on your smartphone<sup>3</sup> or through voice-enabled devices such as Bixby, Amazon Alexa or the Google Assistant.<sup>4</sup>

<sup>1</sup>Tested internally on Samsung POWERbot VR7000 and Samsung conventional VR10F71UCAC

<sup>2</sup>Than our previous model

<sup>3</sup>Through SmartThings app

<sup>4</sup>Amazon Alexa devices, Bixby devices and the Google Assistant devices sold separately







# Samsung Chef Collection

## Inspired by chefs. Created for you.

Samsung Chef Collection perfectly blends advanced, chef-inspired technology with contemporary elegance.

### **Elegant Design**

Matte black stainless steel finishes with tactile details; seamless, flush-mount designs; and impeccable attention to detail.

### **Connected Technology**

Bluetooth® connectivity that brings your appliances to life; remote-view cameras and Wi-Fi enabled monitoring from your mobile device.

### **Chef-Inspired Performance**

Single ovens that convert into two; refrigerator compartments that easily switch from fridge to freezer; and dishwashers that clean with a wall of water.

# NQ70M9770

30" Microwave Combination Wall Oven

### Available Colors



Fingerprint Resistant Matte Black  
Stainless Steel  
NQ70M9770DM/AA



Stainless Steel  
NQ70M9770DS/AA



### Integrated Flush Mount

Installation seamlessly blends in with cabinetry.

### One-Touch Steam Cook

Easy-fill steam tray delivers moisture at precise times for a crisp, browned outside and tender inside.

### Speed Cook Oven

Allows you to bake, broil or microwave food in the 1.9 cu. ft. upper oven for faster and more even cooking.

# NV51M9770D

30" Double Wall Oven

### Available Colors



Fingerprint Resistant Matte Black  
Stainless Steel  
NV51M9770DM/AA



Stainless Steel  
NV51M9770DS/AA



### Integrated Flush Mount

Installation seamlessly blends in with cabinetry.

### One-Touch Steam Cook

Easy-fill steam tray delivers moisture at precise times for a crisp, browned outside and tender inside.

### Flex Duo™

Smart divider creates two different cooking zones by splitting the 5.1 cu. ft. super-capacity upper oven into two.

# NV51M9770S

30" Single Wall Oven

### Available Colors



Fingerprint Resistant  
Matte Black  
Stainless Steel  
NV51M9770SM/AA



Stainless Steel  
NV51M9770SS/AA

### Integrated Flush Mount

Installation seamlessly blends in with cabinetry.

### One-Touch Steam Cook

Easy-fill steam tray delivers moisture at precise times for a crisp, browned outside and tender inside.

### Flex Duo™

Smart divider creates two different cooking zones by splitting the 5.1 cu. ft. super-capacity oven into two.



# NY36R9966

36" Dual Fuel Pro Range

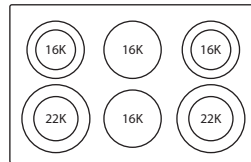
### Available Colors



Fingerprint Resistant  
Matte Black  
Stainless Steel  
NY36R9966PM/AA



Stainless Steel  
NY36R9966PS/AA



### One-Touch Steam Cook

Easy-fill steam tray delivers moisture at precise times for a crisp, browned outside and tender inside.

### 22K BTU Dual Power Burner

Two independent heating burners offer intense heat and precise control to quickly boil water or slowly melt chocolate without scorching.

### Dual Convection

Twin fans circulate air for fast, even cooking on all three racks.

### Bluetooth® Connectivity

Automatically starts the hood\* when the range turns on.

\* With compatible Samsung ventilation hood



# NX36R9966

36" Gas Pro Range



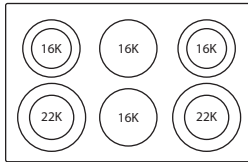
### Available Colors



Fingerprint Resistant Matte Black Stainless Steel  
NX36R9966PM/AA



Stainless Steel  
NX36R9966PS/AA



### 22K BTU Dual Power Burner

Two independent heating burners offer intense heat and precise control to quickly boil water or slowly melt chocolate without scorching.

### Dual Convection

Twin fans circulate air for fast, even cooking on all three racks.

### Bluetooth® Connectivity

Automatically starts the hood\* when the range turns on.

\* With compatible Samsung ventilation hood



# NX58M9960

30" Gas Pro Range



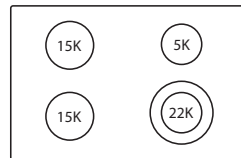
### Available Colors



Fingerprint Resistant Matte Black Stainless Steel  
NX58M9960PM/AA



Stainless Steel  
NX58M9960PS/AA



### 22K BTU Dual Power Burner

Two independent heating burners offer intense heat and precise control to quickly boil water or slowly melt chocolate without scorching.

### Dual Convection

Twin fans circulate air for fast, even cooking on all three racks.

### Bluetooth® Connectivity

Automatically starts the hood\* when the range turns on.

\* With compatible Samsung ventilation hood



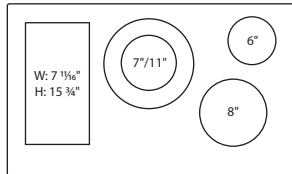
## NZ36M9880

36" Induction Cooktop

Available Color



Black  
NZ36M9880UB/AA



### Digital-Analog Controls

Choose between a removable magnetic analog knob or digital touch controls.

### Virtual Flame™ Technology

Virtual Flame™ technology gives the visual of gas cooking and the precision of induction cooking.

### Flex Zone

Flex Zone automatically adapts to the shape and size of your pots and pans.

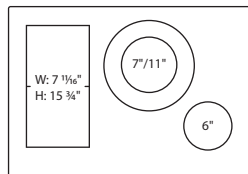
## NZ30M9880

30" Induction Cooktop

Available Color



Black  
NZ30M9880UB/AA



### Digital-Analog Controls

Choose between a removable magnetic analog knob or digital touch controls.

### Virtual Flame™ Technology

Virtual Flame™ technology gives the visual of gas cooking and the precision of induction cooking.

### Flex Zone

Flex Zone automatically adapts to the shape and size of your pots and pans.

# NA36N9755

36" Gas Cooktop



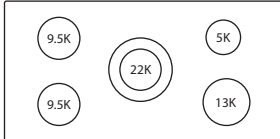
### Available Colors



Fingerprint Resistant Matte Black  
Stainless Steel  
NA36N9755TM/AA



Stainless Steel  
NA36N9755TS/AA



### Modern Design

Sleek, smooth, beveled front-control design with edge-to-edge, matte-finish, cast iron grates.

### 22K BTU Dual Power Burner

Two independent burners offer intense heat and precise control to quickly boil water or slowly melt chocolate without scorching.

### Bluetooth® Connectivity

Automatically starts the hood\* when the cooktop turns on.

\* With compatible Samsung ventilation hood

# NA30N9755

30" Gas Cooktop



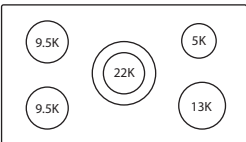
### Available Colors



Fingerprint Resistant Matte Black  
Stainless Steel  
NA30N9755TM/AA



Stainless Steel  
NA30N9755TS/AA



### Modern Design

Sleek, smooth, beveled front-control design with edge-to-edge, matte-finish, cast iron grates.

### 22K BTU Dual Power Burner

Two independent burners offer intense heat and precise control to quickly boil water or slowly melt chocolate without scorching.

### Bluetooth® Connectivity

Automatically starts the hood\* when the cooktop turns on.

\* With compatible Samsung ventilation hood

# NK36R9600C

36" Pro Canopy Hood



### Available Colors



Fingerprint  
Resistant  
Matte Black  
Stainless Steel



Stainless Steel  
NK36R9600CS/AA

NK36R9600CM/AA

### Auto Heat-Sensing Hood

Automatically adjusts the fan speed based on heat coming from the cooktop.

### Bluetooth® Connectivity

Connects the range\* or cooktop\* to the hood and automatically starts when they turn on.

### Dishwasher-Safe Baffle Filters

Help keep the air clean by drawing grease and odor through the hood.

### Powerful 1200 CFM<sup>1</sup> Ventilation

Circulates air to remove odors quickly.

\* When connected with a compatible Samsung range/cooktop  
1600 CFM capable

# NK36M9600W

36" Range Hood



### Available Colors



Fingerprint  
Resistant  
Matte Black  
Stainless Steel



Stainless Steel  
NK36M9600WS/AA

NK36M9600WM/AA

### Auto Heat-Sensing Hood

Automatically adjusts the fan speed based on heat coming from the cooktop.

### Bluetooth® Connectivity

Connects the range\* or cooktop\* to the hood and automatically starts when they turn on.

### Dishwasher-Safe Baffle Filters

Help keep the air clean by drawing grease and odor through the hood.

\* When connected with a compatible Samsung range/cooktop

# NK30M9600W

30" Range Hood

## Available Colors



Fingerprint  
Resistant  
Matte Black  
Stainless Steel

NK30M9600WM/AA



Stainless Steel  
NK30M9600WS/AA



### Auto Heat-Sensing Hood

Automatically adjusts the fan speed based on heat coming from the cooktop.

### Bluetooth® Connectivity

Connects the range\* or cooktop\* to the hood and automatically starts when they turn on.

### Dishwasher-Safe Baffle Filters

Help keep the air clean by drawing grease and odor through the hood.

\* When connected with a compatible Samsung range/cooktop

# DW80M9990

WaterWall™ Dishwasher

### Available Colors



Matte Black  
Stainless Steel  
DW80M9990UM/AA



Stainless Steel  
DW80M9990US/AA

### Modern Design

Premium, horizontal brushed metal finish brings beauty to any kitchen.

### AutoRelease™ Door

Automatically opens the door at the end of a cycle to circulate air and accelerate drying time.

### WaterWall™

Delivers corner-to-corner coverage, so that even your dirtiest dishes will come clean.



# DW60M9990

Panel-Ready WaterWall™ Dishwasher

### Available Color



Panel-Ready  
DW60M9990AP/AA

### Panel-Ready Design\*

Seamlessly blends in with existing cabinetry.

### AutoRelease™ Door

Automatically opens the door at the end of a cycle to circulate air and accelerate drying time.

### WaterWall™

Delivers corner-to-corner coverage, so that even your dirtiest dishes will come clean.



\* Custom panel and handle not included



# BRF425200

42" 4-Door Flex™ Built-In Refrigerator  
23.5 cu. ft. capacity

#### Available Color



Panel-Ready  
BRF425200AP/AA

#### Accessory Kit Options\*



Fingerprint  
Resistant  
Matte Black  
Stainless Steel



Fingerprint  
Resistant  
Stainless  
Steel

RAT42ACAAMS/AA RAT42ACAAS4/AA

#### Integrated Flush Mount

Counter-depth, panel-ready design seamlessly blends in with cabinetry and aligns perfectly with countertops.

#### Wi-Fi Enabled with Remote View Cameras

Allows you to view what's inside your refrigerator directly from your mobile device.

#### FlexZone™

Convertible zone that has four different temperature settings, allowing you to easily switch from freezer to refrigerator.

\*Matte Black Stainless Steel and Stainless Steel require additional purchase of accessory kit - RAT42ACAAMS or RAT42ACAAS4



# BRF365200

36" French Door Built-In Refrigerator  
21.3 cu. ft. capacity

#### Available Color



Panel-Ready  
BRF365200AP/AA

#### Accessory Kit Options\*



Fingerprint  
Resistant  
Matte Black  
Stainless Steel



Fingerprint  
Resistant  
Stainless  
Steel

RAF36ACAAMS/AA RAF36ACAAS4/AA

#### Integrated Flush Mount

Counter-depth, panel-ready design seamlessly blends in with cabinetry and aligns perfectly with countertops.

#### Wi-Fi Enabled with Remote View Cameras

Allows you to view what's inside your refrigerator directly from your mobile device.

#### Twin Cooling Plus™

Maintains high levels of refrigerator humidity to keep fruits and vegetables fresher longer, as well as dry freezer conditions to minimize freezer burn.

\*Matte Black Stainless Steel and Stainless Steel require additional purchase of accessory kit - RAF36ACAAMS or RAF36ACAAS4



# RF23M8960

36" 4-Door French Door Counter-Depth Refrigerator  
22.6 cu. ft. capacity

## Available Colors



Fingerprint  
Resistant  
Matte Black  
Stainless Steel  
RF23M8960MT/AA



Fingerprint  
Resistant  
Stainless Steel  
RF23M8960S4/AA

### Sleek Counter-Depth Look

Counter-depth design offers a sleek, built-in look.

### Autofill Pitcher with Infuser

The built-in Autofill Pitcher automatically refills, providing cold water anytime you need it and the option to infuse your favorite refreshing flavor.

### FlexZone™ Drawer

Separately controlled FlexZone™ drawer allows you to set four different temperatures.

Additional adapter required for Wi-Fi enablement.



